



Max-Planck-Institut  
für Plasmaphysik



Max-Planck-Institut  
für Plasmaphysik



# The lithium beam modelling database and its extension to sodium

Josef Schweinzer

*MPI für Plasmaphysik Garching  
EURATOM Association*



- Status of lithium database
- Why is sodium considered as an alternative?
- Details of sodium database
- Comparison of Li with Na emission profiles
- Summary & Outlook



**A = Li**       $n=2,3,4$   
**9 states**     $l=s,p,d,f$

Basis are  
computational  
results

from

**CCC & AO-CCC**

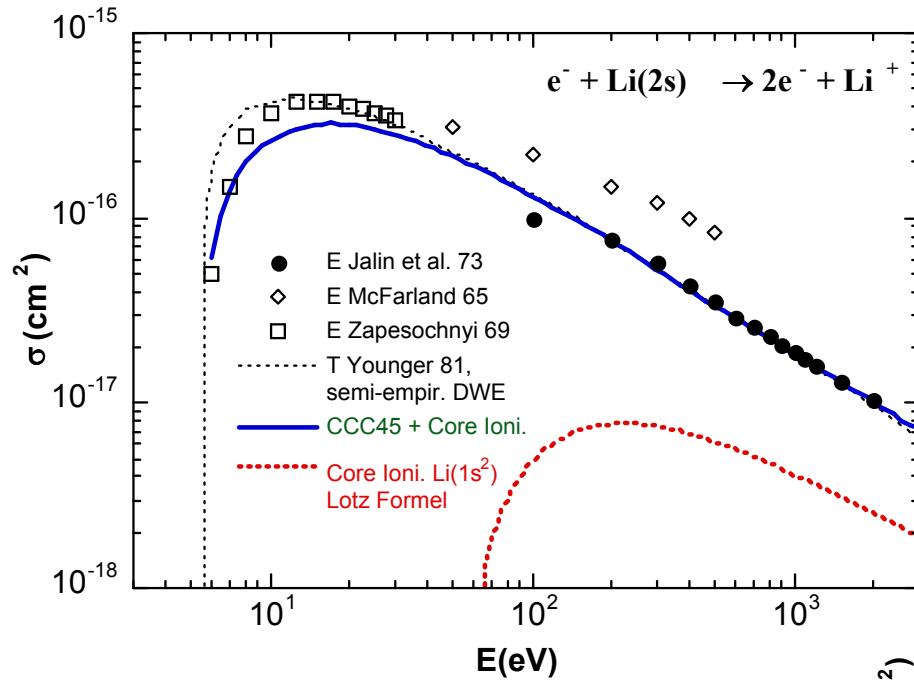
benchmarked with  
experimental data

- Excitation:  
 $e^- + A(nl) \rightarrow e^- + A(n'l')$   
 $Z^{q+} + A(nl) \rightarrow Z^{q+} + A(n'l')$
- Ionization:  
 $e^- + A(nl) \rightarrow 2e^- + A^+$   
 $Z^{q+} + A(nl) \rightarrow Z^{q+} + e^- + A^+$
- Charge transfer:  
 $Z^{q+} + A(nl) \rightarrow Z^{(q-1)+} + A^+$
- Electron loss:  
Sum of ionization and charge transfer
- For CXRS: CX data for  $\text{He}^{2+}$ ,  $\text{C}^{6+}$

Latest published update: Schweinzer et al. 1999



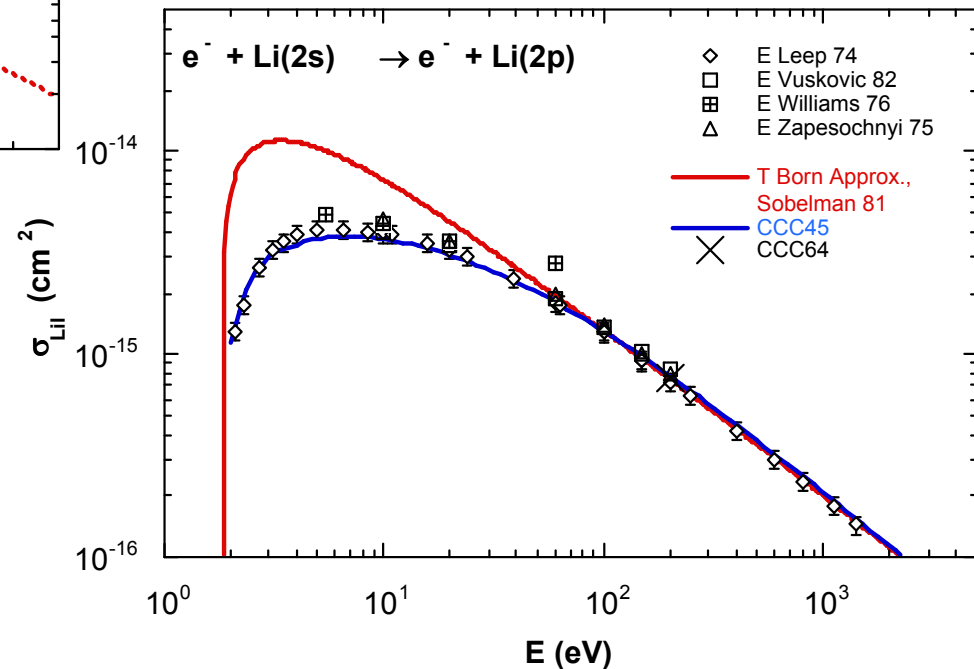
# $e^- + \text{Li}(2s)$ - CCC comparison with other data

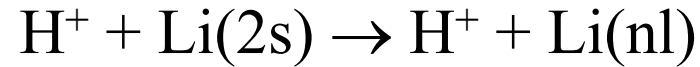


Ionisation including core contribution

Energy range for electron impact: threshold – 10 keV

## Excitation

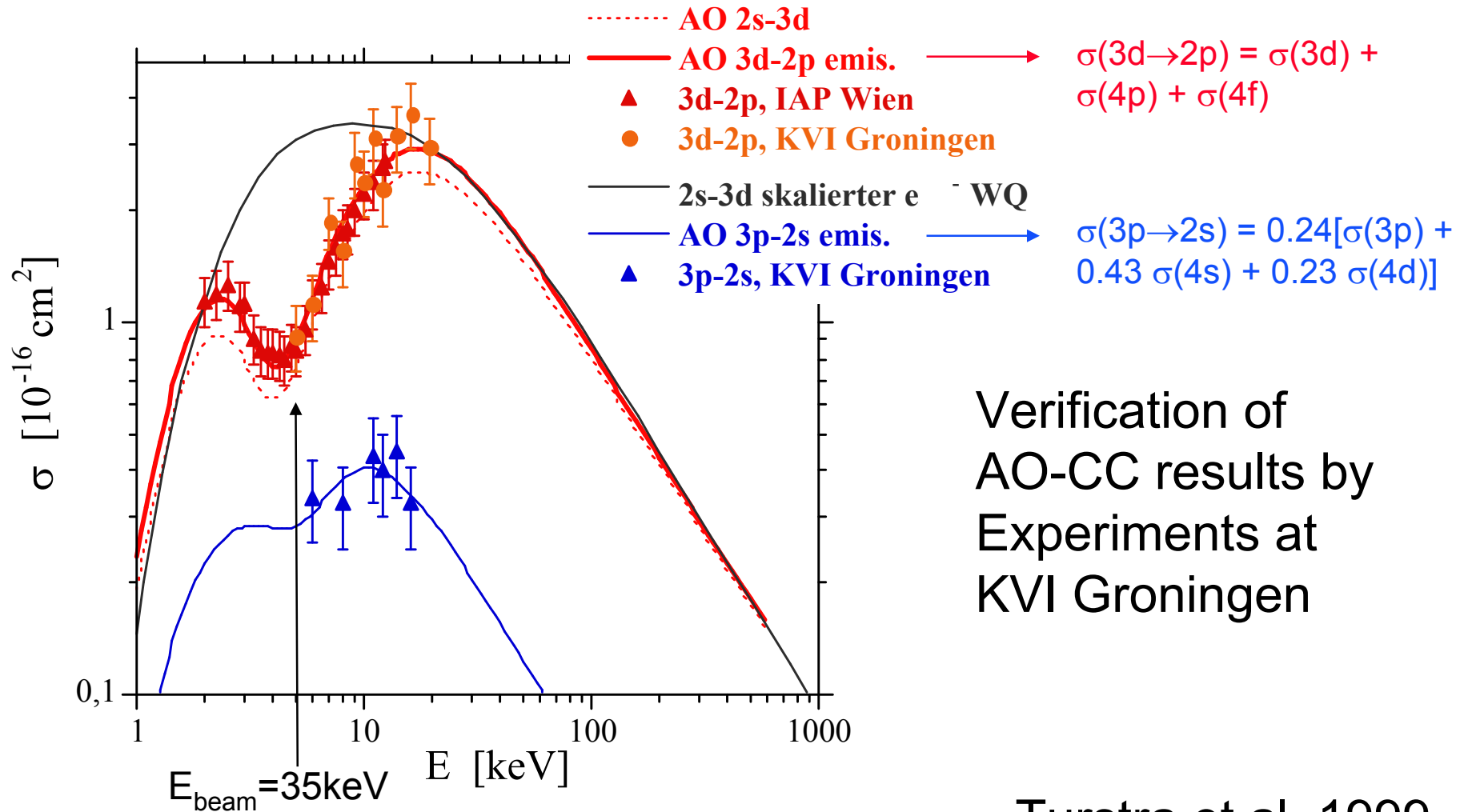




good agreement of AO-CC with experimental emission cross sections



Energy range for proton impact: 2 keV - 1 MeV

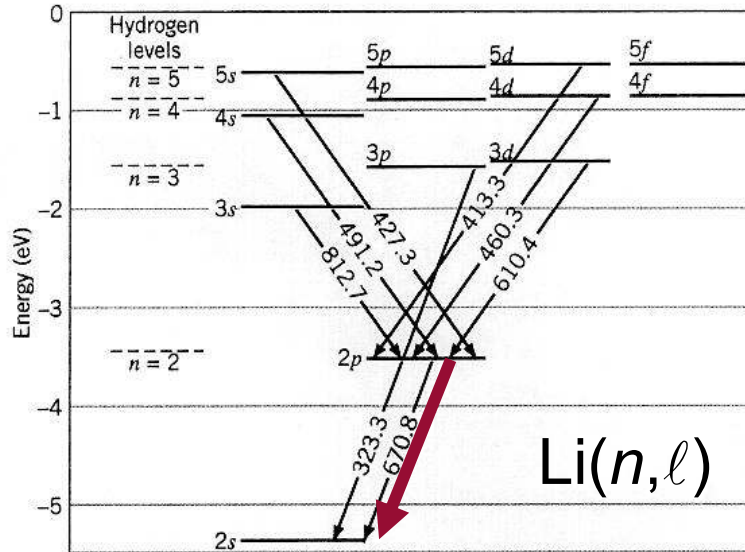


Verification of  
AO-CC results by  
Experiments at  
KVI Groningen

Turstra et al. 1999



# Li compared to Na



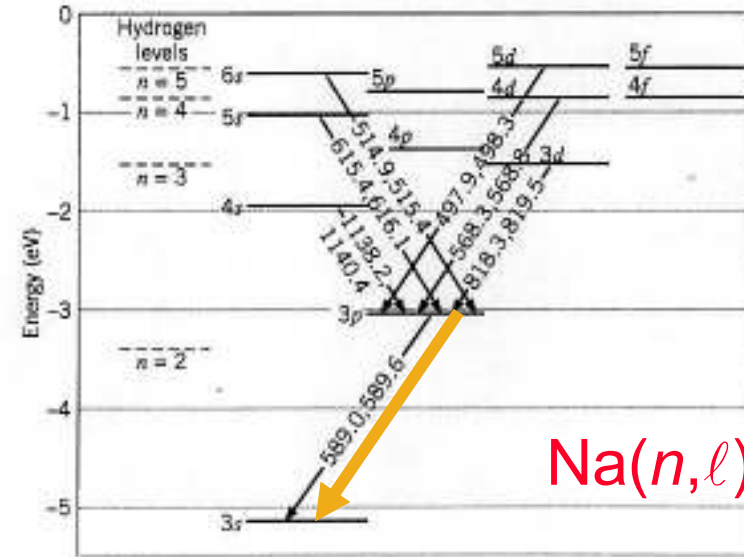
Li( $n, \ell$ )

$$I_{Li} = 5.4 eV$$

$$\lambda_{Li(2p-2s)} = 670.8 nm$$

$$\tau_{Li(2p)} = 27 ns$$

$$m_{Li} = 7 amu$$



Na( $n, \ell$ )

$$I_{Na} = 5.1 eV$$

$$\lambda_{Na(3p-3s)} = 589.0 nm / 589.6 nm$$

$$\tau_{Na(3p)} = 16 ns$$

$$m_{Na} = 23 amu$$

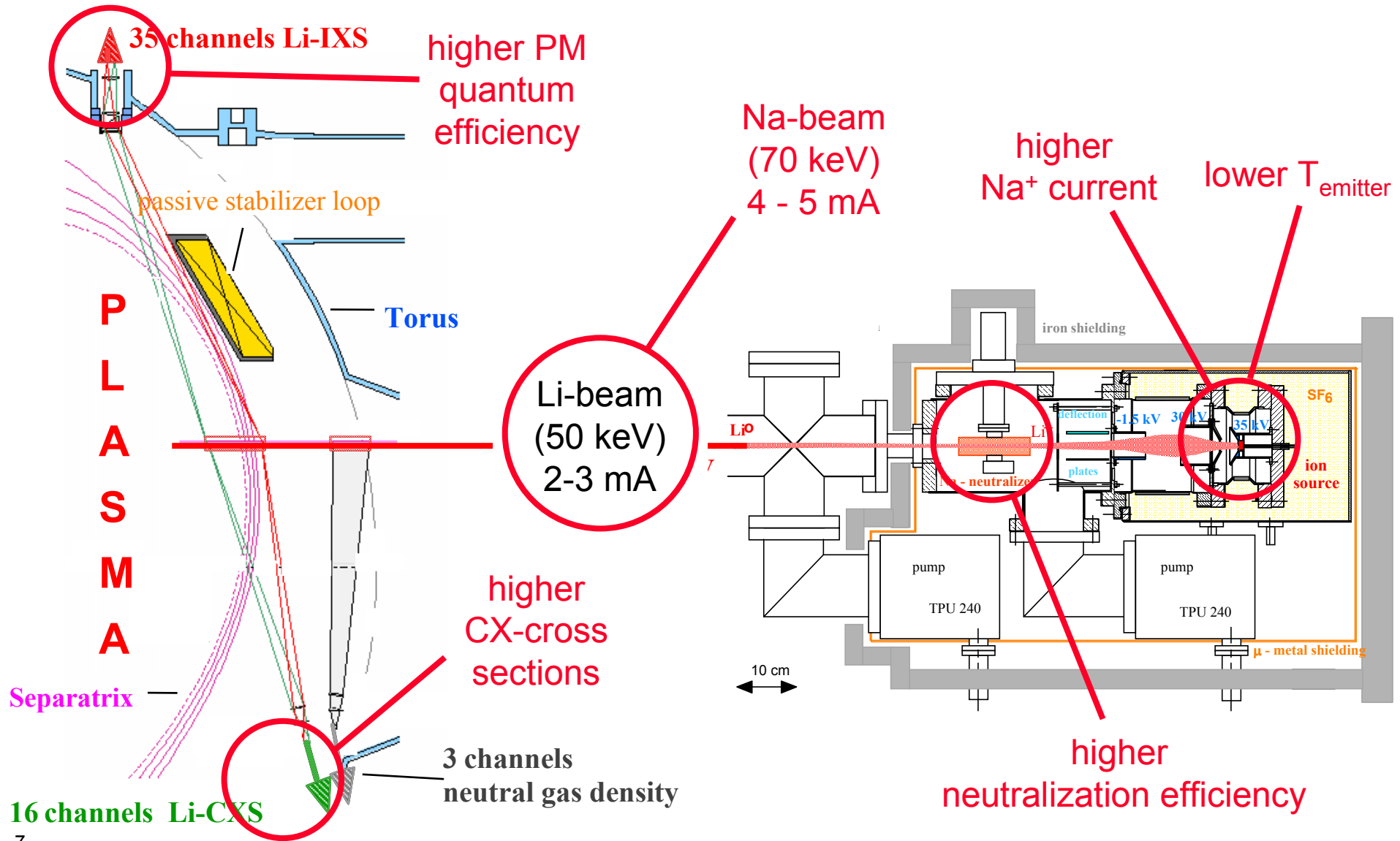
**Na atoms are slower (at equal  $E_{kin}$ )**

$$E_{Na} = E_{Li} : v_{Na} = \sqrt{\frac{m_{Li}}{m_{Na}}} \cdot v_{Li} = \sqrt{\frac{7}{23}} \cdot v_{Li} \approx 0.55 \cdot v_{Li}$$

**☒ Less penetration of plasma?**



# Advantages of Na beam as compared to Li





**A = Na**

**8 States: 3s, 3p, 4s,  
3d, 4p, 5s, 4d, 4f**

Basis are  
computational  
results

from

**CCC & AO-CCC**

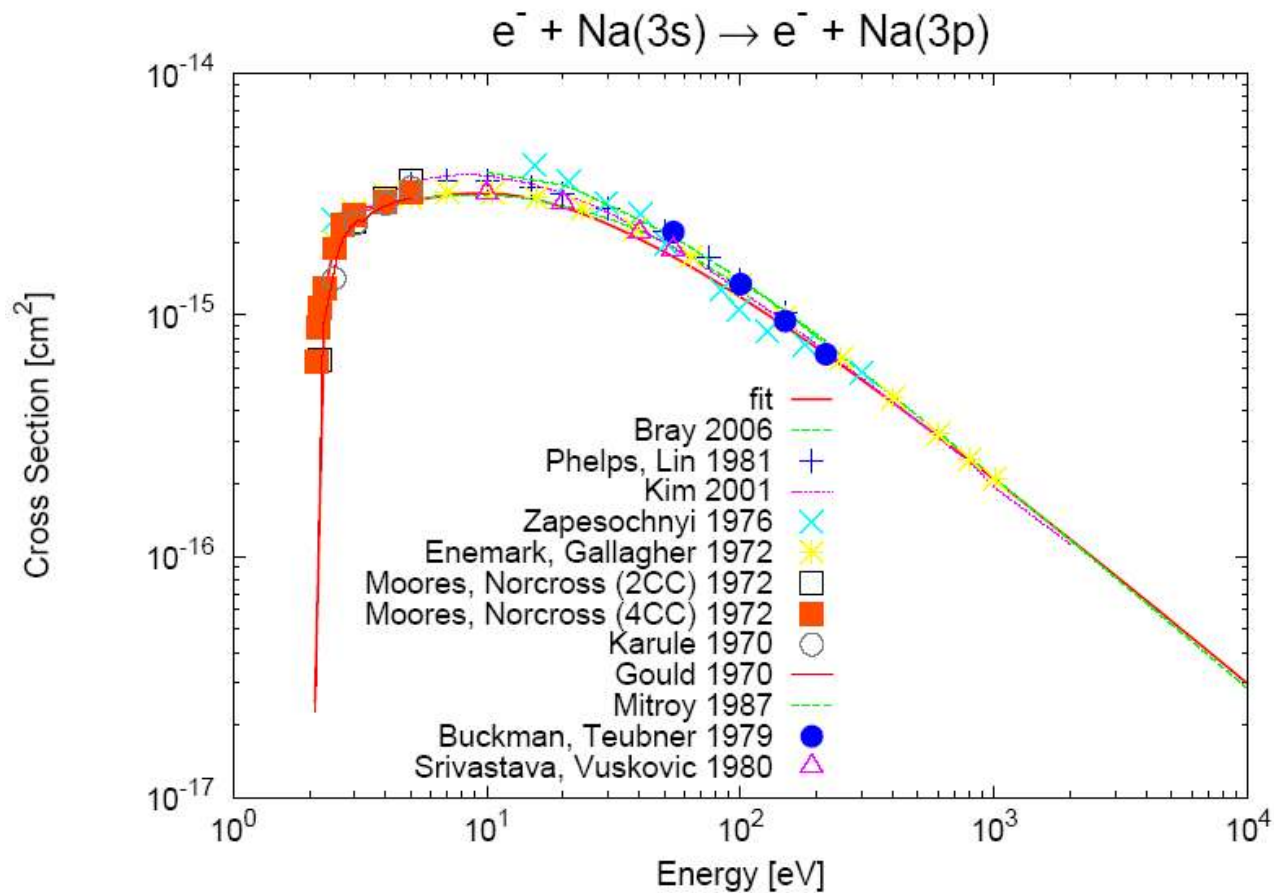
Benchmarked  
with experimental  
data

- Excitation:  
 $e^- + A(nl) \rightarrow e^- + A(n'l')$   
 $Z^{q+} + A(nl) \rightarrow Z^{q+} + A(n'l')$
- Ionization:  
 $e^- + A(nl) \rightarrow 2e^- + A^+$   
 $Z^{q+} + A(nl) \rightarrow Z^{q+} + e^- + A^+$
- Charge transfer:  
 $Z^{q+} + A(nl) \rightarrow Z^{(q-1)+} + A^+$
- Electron loss:  
Sum of ionization and charge transfer





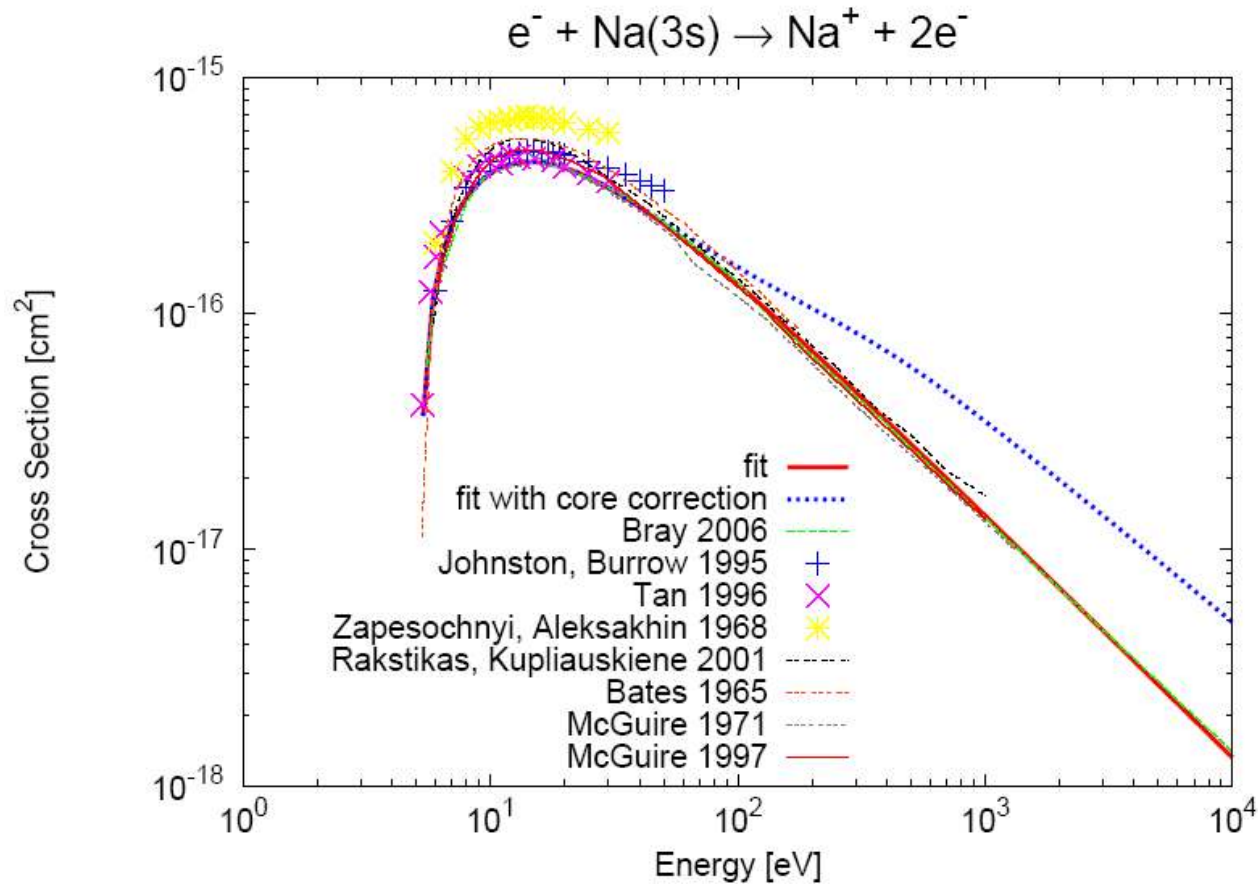
# Electron-impact target excitation:



Convergent close coupling calculations (CCC) by  
**I. Bray, Curtin University of Technology, Perth, Australia**



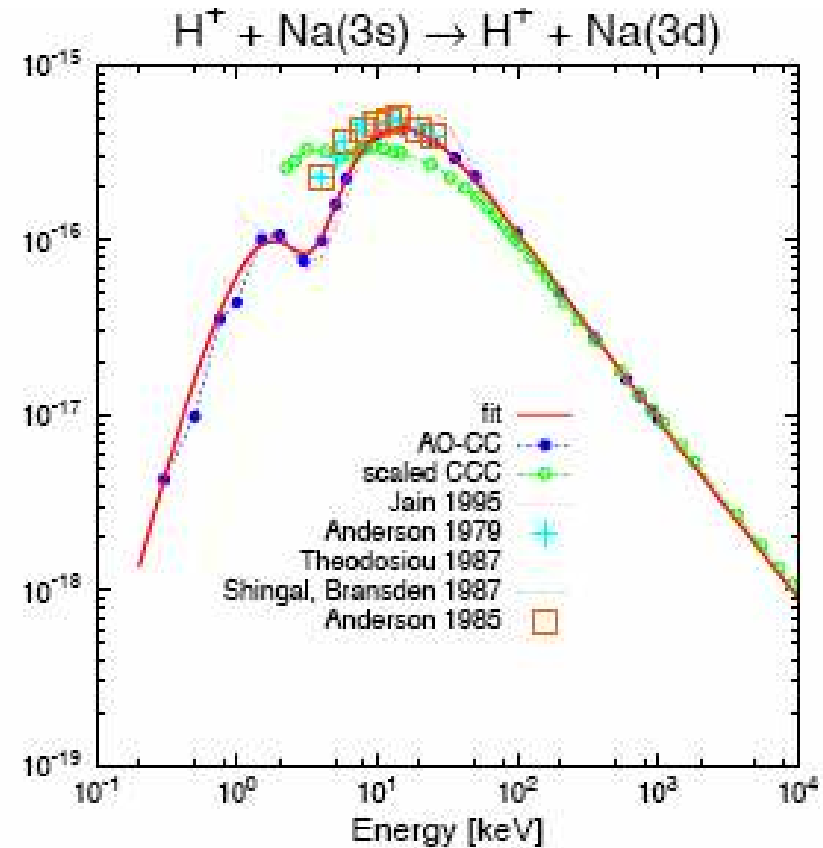
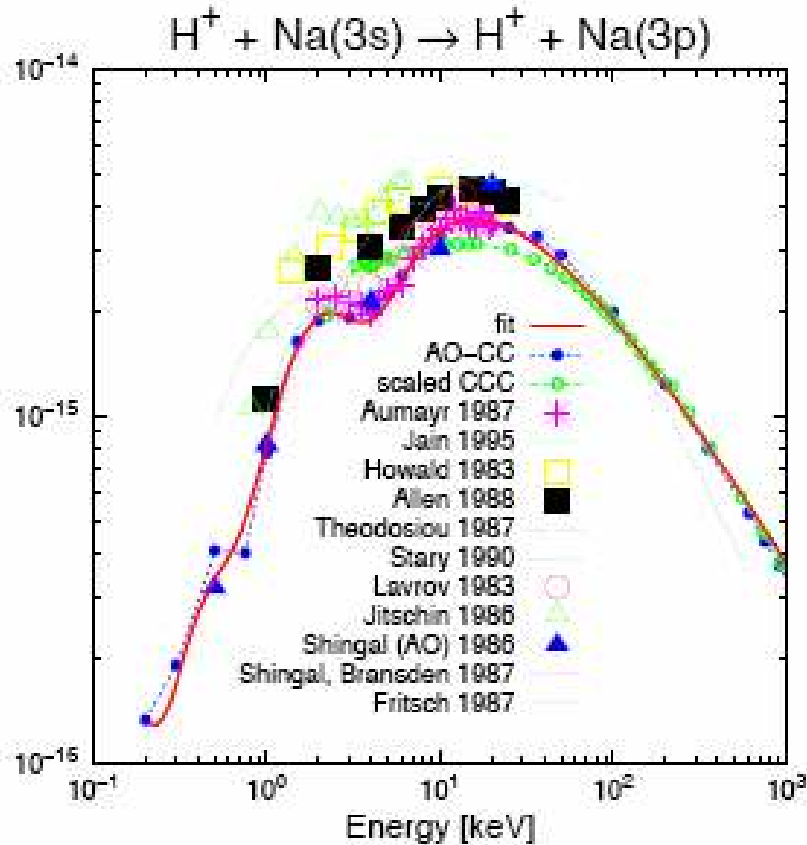
# Electron-impact target ionization:



Convergent close coupling calculations (CCC) for valence electron;  
Ionization of core by Lotz formula



# Proton-impact target excitation



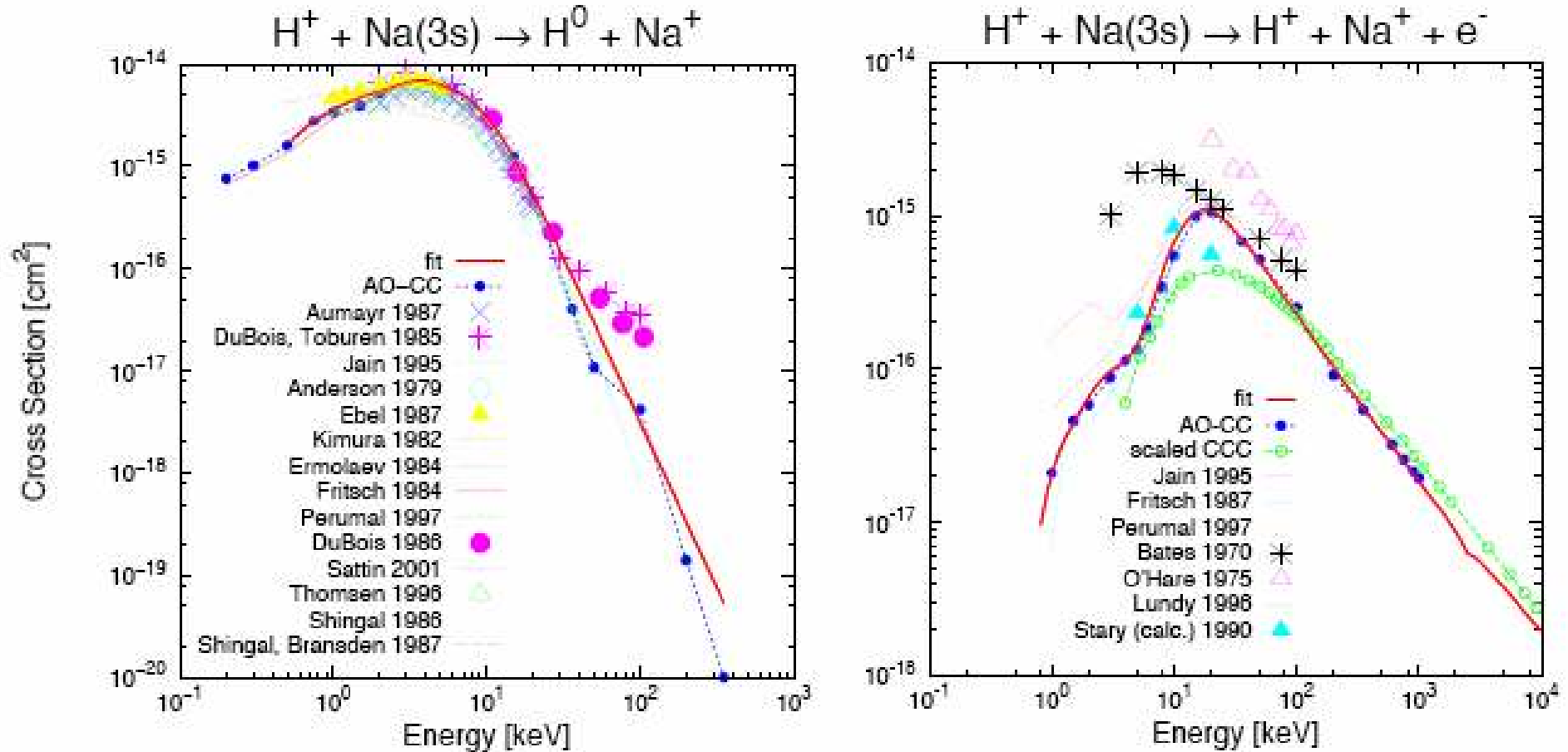
Atomic-Orbital Close Coupling calculations (AO-CC)  
with 83 Na and 44 H centered states

Scaling of  $e^-$   
cross sections

$$E_{H^+} [\text{keV}] = 0.9165 \cdot E [\text{eV}] \cdot \left( 1 - 0.5 \cdot \frac{\Delta E}{E} + \sqrt{1 - \frac{\Delta E}{E}} \right)$$



# Proton impact eloss: SEC + ION



Atomic-Orbital Close Coupling calculations (AO-CC)  
with 83 Na and 44 H centered states



## Non-linear fit of data to analytic formula

- Electron impact target excitation ( $A_1 - A_7$ )

$$\sigma_{e^-}^{EXC}(e/eV)[cm^2] = \frac{A_7 \cdot 10^{-16}}{E} \left[ \frac{E - \Delta E}{E} \right]^{A_6} \cdot \left[ \sum_{j=1}^4 \frac{A_j}{(E/\Delta E)^{j-1}} + A_5 \cdot \ln \left( \frac{E}{\Delta E} \right) \right]$$

- Electron impact target ionization (valence & core)

$$\sigma_{e^-}^{EXC}(E/eV)[cm^2] = \frac{A_5 \cdot 10^{-13}}{E \cdot I_{nl}} \cdot \left[ A_4 \cdot \ln \left( \frac{E}{I_{nl}} \right) + \sum_{j=1}^3 A_j \cdot \left( 1 - \frac{I_{nl}}{E} \right)^j \right] \cdot \Theta(E - E_{low})$$

Lotz formula  
for core

$$\sum_{i=2}^3 a_i q_i \frac{\ln(E/P_i)}{E \cdot P_i} 1 - b_i \cdot \exp(-c_i(E/P_i - 1)) \cdot \Theta(E - P_2);$$



## Non-linear fit of data to analytic formula

- Proton-impact target excitation ( $A_1 - A_{10}$ )

$$\sigma_{H^+}^{EXC}(E/keV)[cm^2] = A_1 \cdot 10^{-16} \left\{ \frac{e^{-A_2/E} \cdot (A_{12} + (\ln(A_{11} + A_3E))^{A_{13}})}{E} + A_4 \cdot \frac{e^{-A_5E}}{E^{A_6}} + A_7 \cdot \frac{e^{-A_8/E}}{1 + A_9 \cdot E^{A_{10}}} \right\} \cdot \Theta(E - E_{low})$$

- Proton-impact target-electron loss ( $A_1 - A_6$ )

$$\sigma_{H^+}^{ELOSS}(E/keV)[cm^2] = A_1 \cdot 10^{-16} \left\{ \frac{e^{-A_2/E} \cdot \ln(1 + A_3E)}{E} + A_4 \cdot \frac{e^{-A_5E}}{E^{A_6}} \right\} \cdot \Theta(E - E_{low})$$



# Fit parameters $A_i$ :



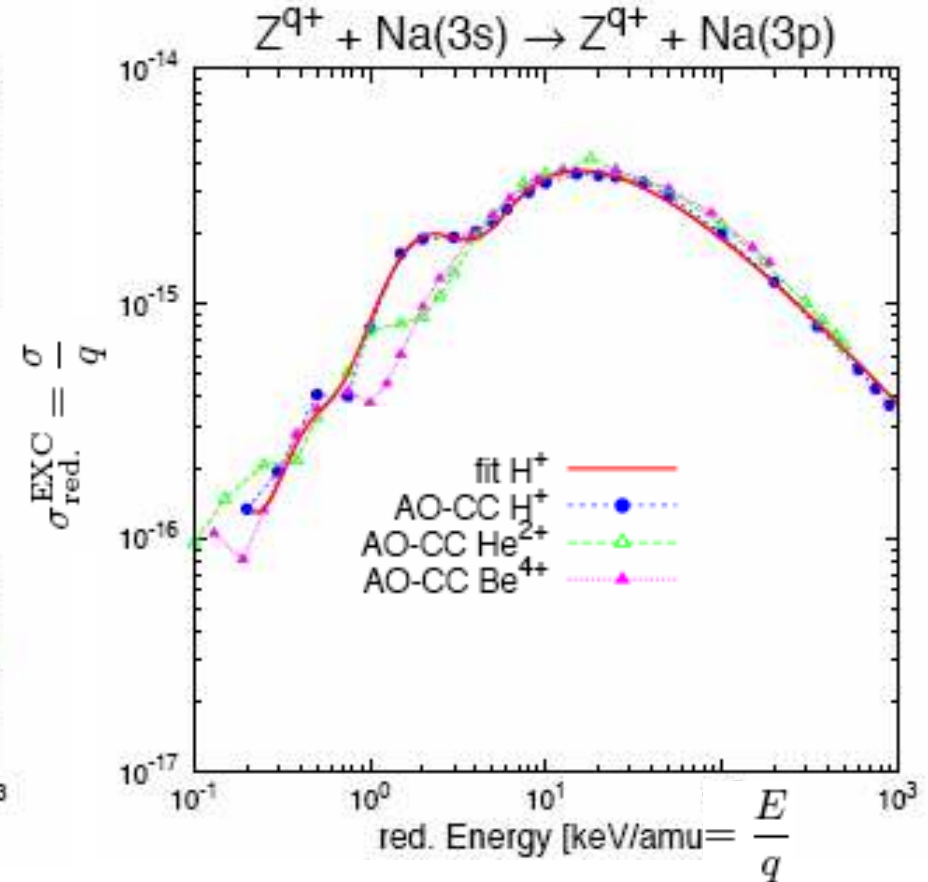
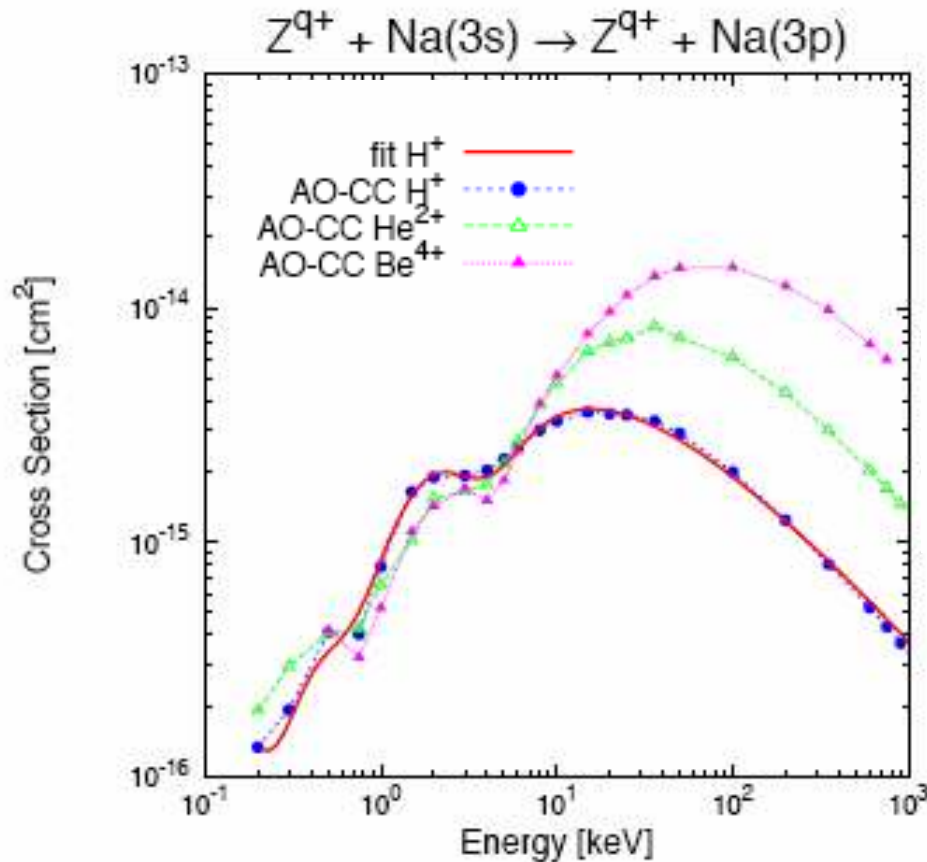
e.g. table for electron impact excitation of Na(nl)

$nl \rightarrow n'l'$	$\Delta E$	$A_1$	$A_2$	$A_3$	$A_4$	$A_5$	$A_6$	$A_7$
3s $\rightarrow$ 3p	2.09937	-23.3231	38.358	-5.70599	-3.4816	27.1453	0.453874	14.7003
3s $\rightarrow$ 3d	3.61642	54.0317	-27.3057	-28.6423	35.1405	-0.288761	0.381653	1.04435
3s $\rightarrow$ 4s	3.19192	2.51105	-10.8455	21.3071	-13.2455	0	0.58	11.3285
3s $\rightarrow$ 4p	3.75248	10.5845	-44.94	74.7574	-40.3895	2.12788	$5.9750 \cdot 10^{-3}$	1.67677
3s $\rightarrow$ 4d	4.28447	6.22968	10.1143	-34.6957	32.5314	0.13928	1.08379	2.04554
3s $\rightarrow$ 4f	4.28855	0.753717	13.9336	-35.7825	31.9556	0.0297361	0.814152	1.67582
3s $\rightarrow$ 5s	4.11711	18.3199	-52.2671	52.2258	4.31253	0.877115	0.504837	0.253928
3p $\rightarrow$ 3d	1.51705	-274.892	380.104	-38.007	-51.4476	208.52	$3.6757 \cdot 10^{-3}$	2.21269
4p $\rightarrow$ 5s	0.36463	-6.70865	-211.981	$1.3883 \cdot 10^3$	-522.46	16.0299	8.01689	36.2413
4d $\rightarrow$ 4f $\dagger$	$4.08 \cdot 10^{-3}$	-335.85	$-1.7174 \cdot 10^3$	411.336	-2.99991	330.533	$3.3763 \cdot 10^{-5}$	11.1878
5s $\rightarrow$ 4d	0.167356	4.25353	-45.5338	562.593	-151.995	$3.0812 \cdot 10^{-3}$	16.3001	560.193
5s $\rightarrow$ 4f	0.171437	12.4203	-126.653	615.687	-306.243	-0.041334	4.36124	34.695

Igenbergs (IAP Wien), Schweinzer, Bray et al. submitted to ADNDT



# $Z^{q+}$ impact excitation



Scaling for  $E > 3 \text{ keV}/\text{amu}$

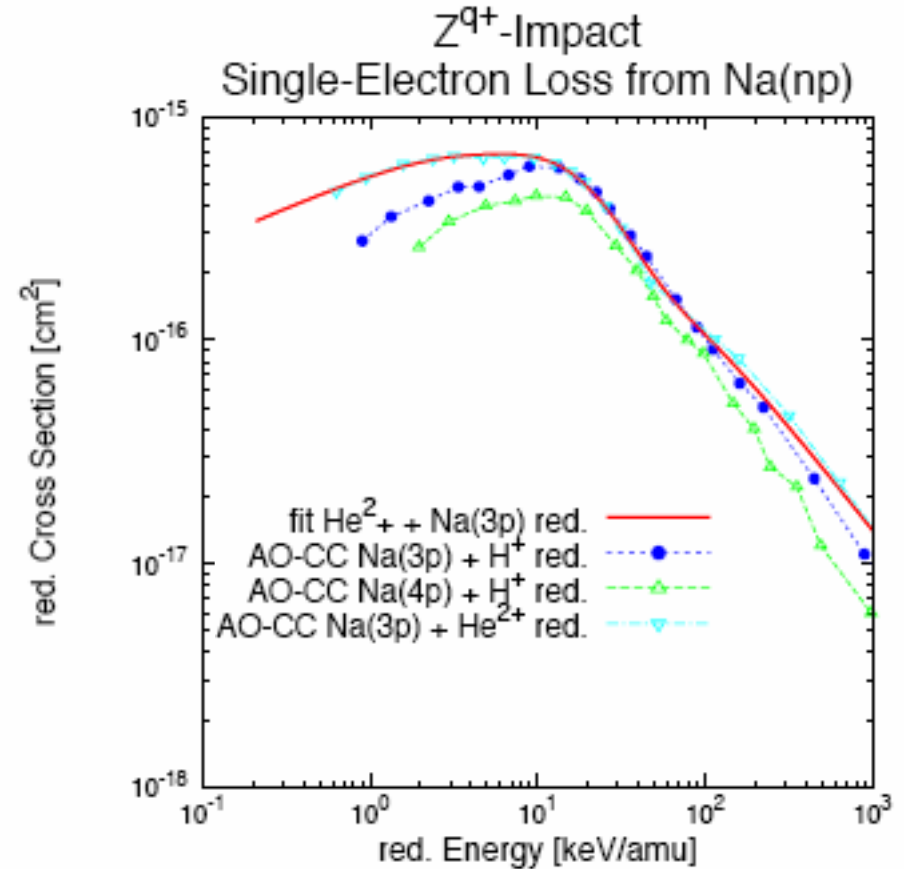
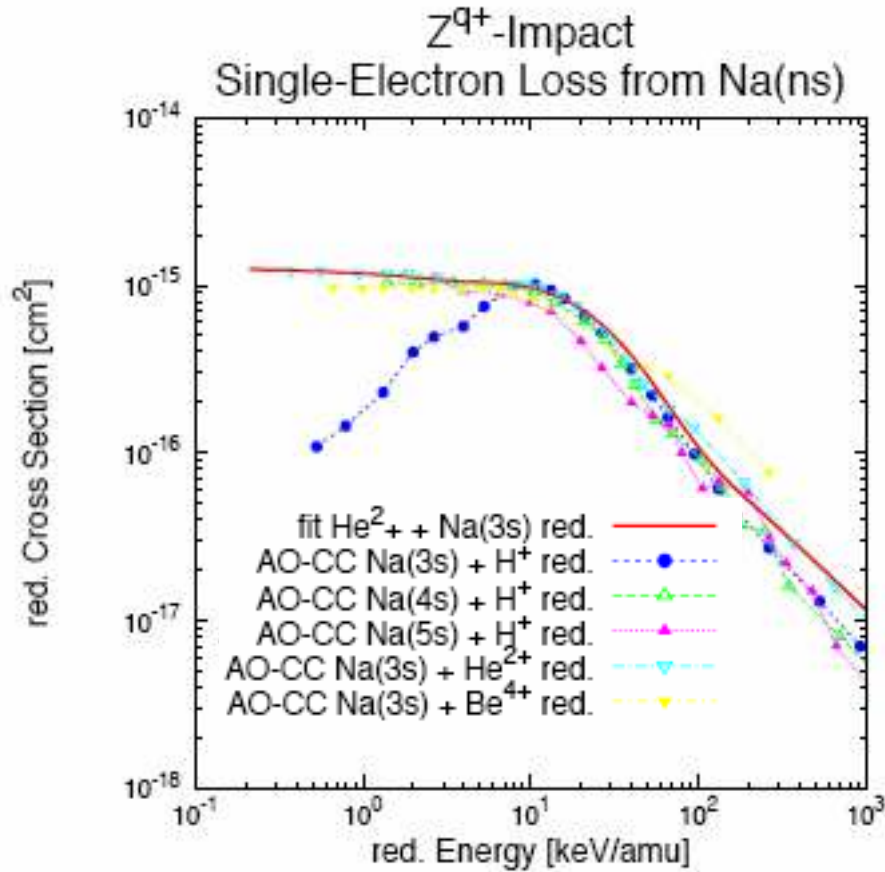
$$E_{\text{red.}}^{\text{EXC}} = \frac{E}{q}, \quad \sigma_{\text{red.}}^{\text{EXC}} = \frac{\sigma}{q}$$

For  $E \leq 3 \text{ keV}/\text{amu}$  excitation cross section becomes almost independent on projectile charge  $q$





# $Z^{q+}$ impact target eloss



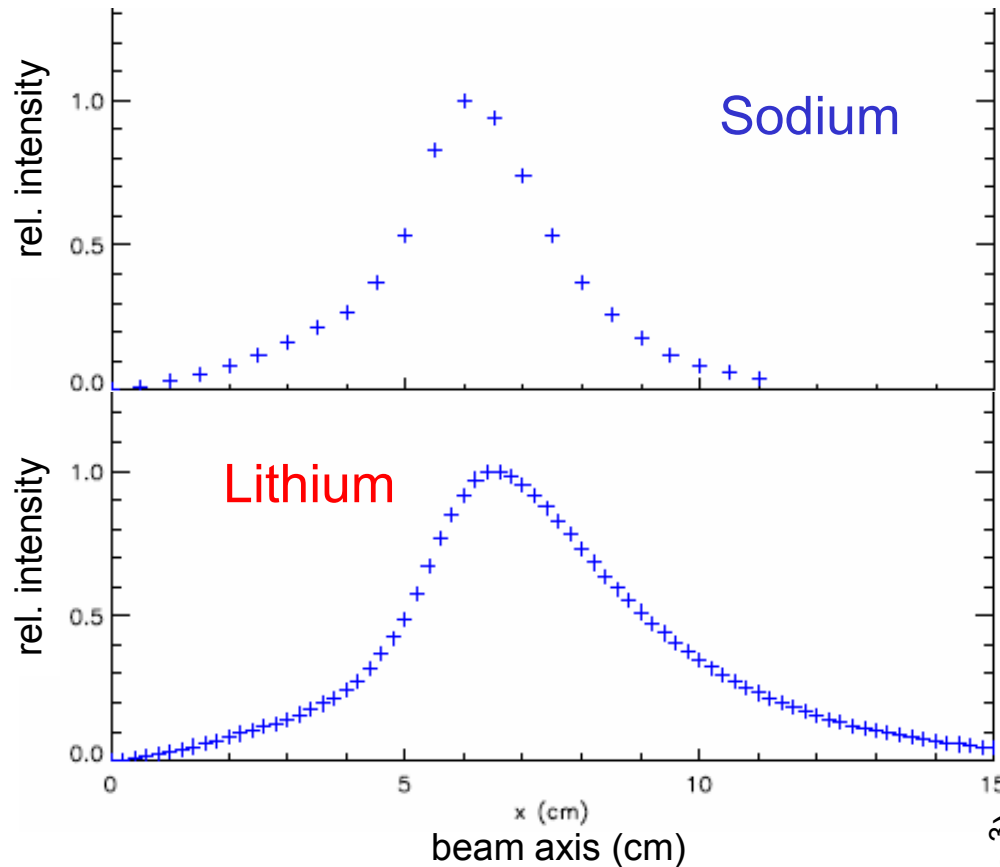
$$E_{\text{red.}}^{\text{ELOSS}} = \frac{n^2 \cdot E}{\sqrt{q}},$$

$$n = (2E_b)^{-1/2}$$

$$\sigma_{\text{red.}}^{\text{ELOSS}} = \frac{\sigma}{n^4 q}$$



# Comparison Li, Na emission profiles

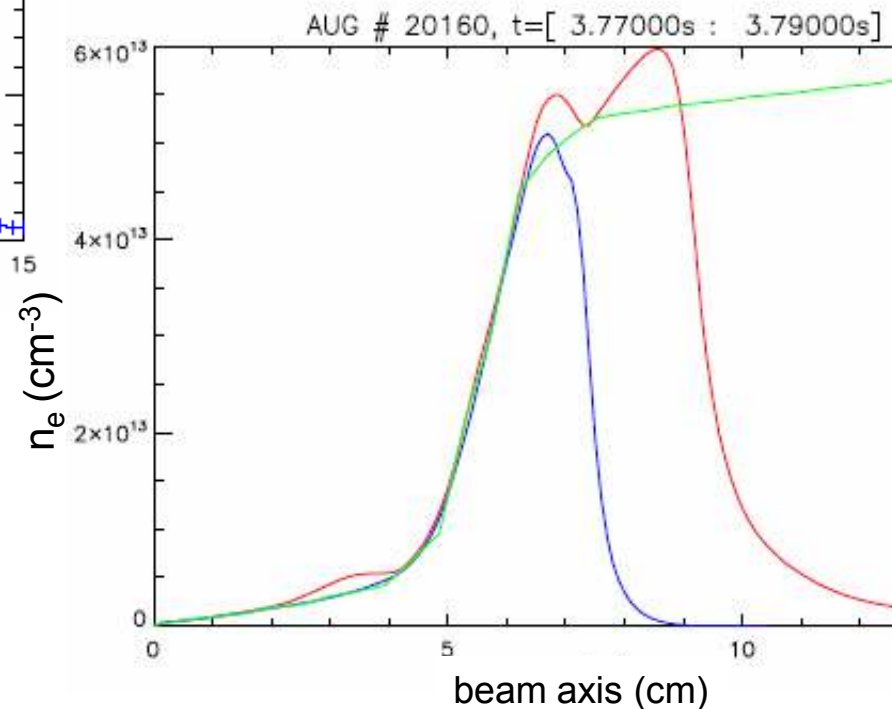


Forward calculation of emission profiles using the same  $n_e$  profile

$$E_{\text{beam}} = 40 \text{ keV}$$

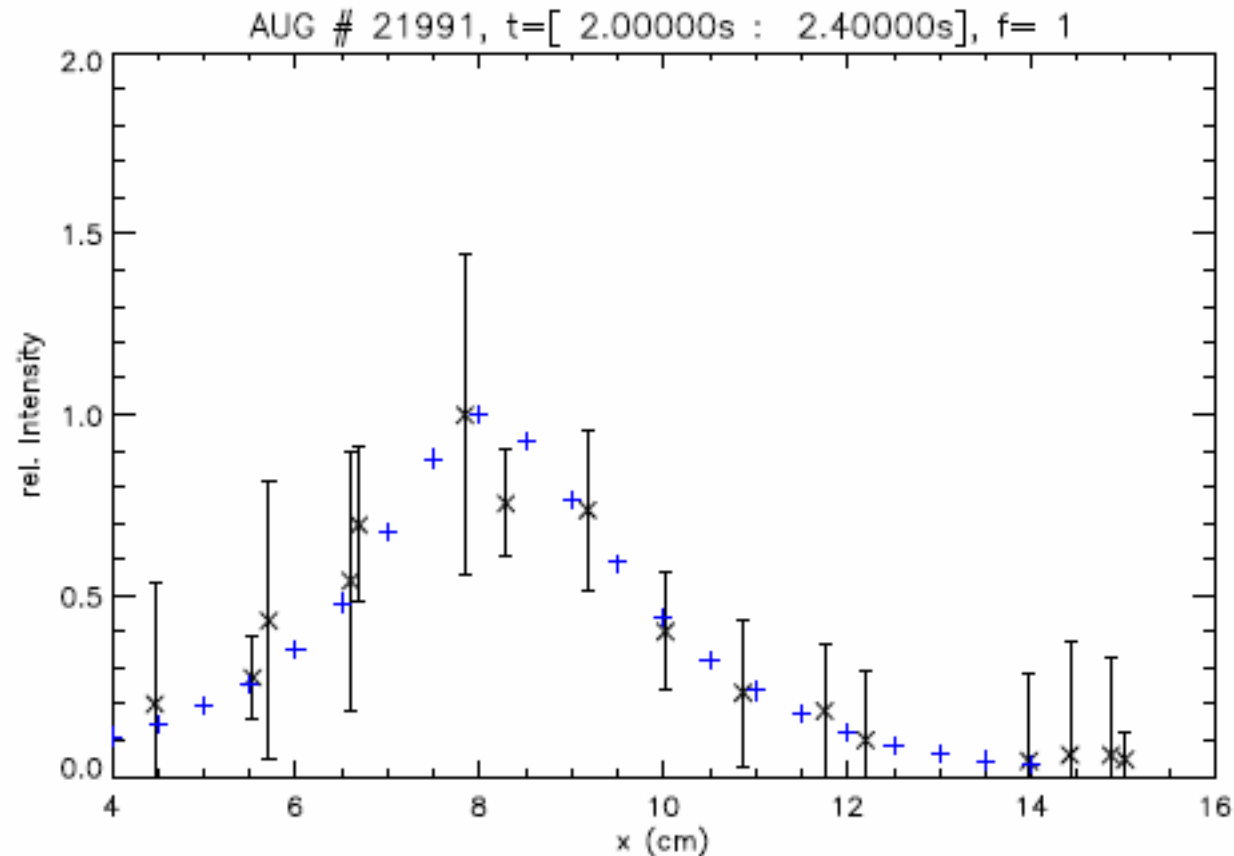
Radial range where reasonable density reconstruction is possible rather similar for Li and Na

$n_e$ , initial + reconstructed from Na, Li emission profiles





# Measured Na emission profile



Thermo-ionic emitter coated with 90% Li & 10% Na ->  
For a few discharges a mixed Na / Li beam was produced;  
**Na emission profile** (blue) calculated with  $n_e$ -profile derived from Li-emission profile and compared with measured one;



## Summary & Outlook



- Lithium database exists since 1999, is in use on many experiments –  $n_e$  profiles are in good agreement with other diagnostics;
- Results of two advanced computational methods CCC and AO-CC for collisions of beam atoms with electrons and ions, respectively, form the core of the database;
- Same concept used for Na, database completed recently;
- First measurements & simulations using the new Na database are promising;
- Ultimate test of a Na diagnostic beam at AUG will only be possible after purchasing 40 interference filters for Na(3p-3s) emission, which is planned for 2008.



- ✓ Na atoms are slower (at equal  $E_{\text{kin}}$ )

$$E_{Na} = E_{Li} : v_{Na} = \sqrt{\frac{m_{Li}}{m_{Na}}} \cdot v_{Li} = \sqrt{\frac{7}{23}} \cdot v_{Li} \approx 0.55 \cdot v_{Li}$$

- ✗ Less life time smearing !

$$v_{Na} \cdot \tau_{Na} \approx (0.55 \cdot v_{Li}) \cdot \left(\frac{16}{27} \cdot \tau_{Li}\right) \approx 0.33 \cdot v_{Li} \cdot \tau_{Li}$$

- ✗ Improved spatial resolution for density fluctuation measurements!



Requires Modelling of the Na- Beam :

$$\frac{dN_i}{dz} = \left[ n_e(z) \cdot a_{ij}(T_e(z)) + b_{ij} \right] \cdot N_j(z)$$

$N_i$  ... population of Na energy levels

$n_e$  ... electron density

$a, b$  ... rates for transitions  $j \rightarrow i, i \rightarrow j$

$T_e$  ... electron temperature



# Levenberg-Marquardt Method

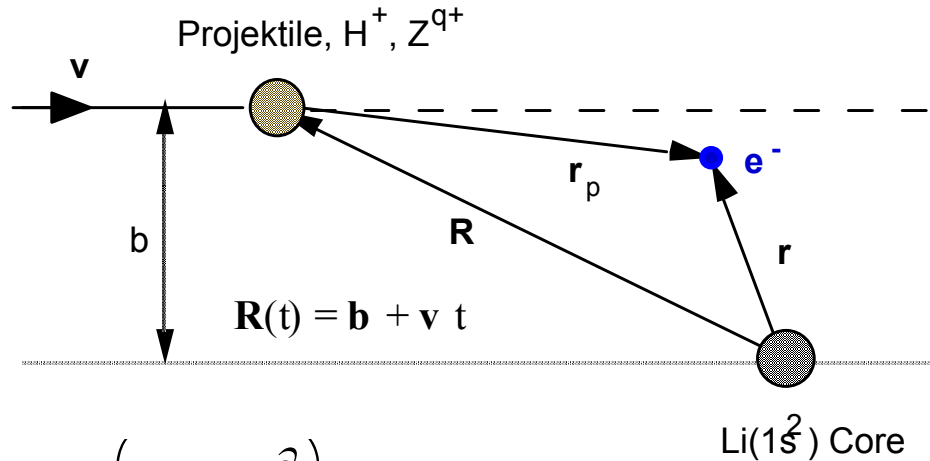


- Varies smoothly between the Gauß-Newton Method and the method of steepest gradient descent
- Far from the minimum: steepest gradient
- Close to the minimum: Gauß-Newton
- Error function:

$$\chi^2(\mathbf{a}) = \sum_{i=1}^N \left[ \frac{y_i - y(x_i; \mathbf{a})}{\sigma_i} \right]^2$$



# Atomic Orbital Close Coupling (AO-CC)



- Semi-classical Ansatz ( $E > 0.2$  keV)
- Classical trajectories for heavy particle motion
- Quantum mechanical description of electron(s)

$$\left( H - i \frac{\partial}{\partial t} \right) \Psi = 0$$

$$\Psi = \sum_k a_k(t) \varphi_k$$

$$i \mathbf{S} \mathbf{a}' = \mathbf{M} \mathbf{a}$$

Coupled diff. equations  
for  $\mathbf{a}$  b. cond.:  $a_k(t \rightarrow -\infty) = \delta_{k1}$

## Calculation of $\sigma = \sigma(v)$ in 4 steps:

- expansion with a limited number of states
- calculation of matrix-elements  $\mathbf{S}$  u.  $\mathbf{M}$  (dep. on  $v$  u.  $b$ )
- solution of coupled equations
- integration over  $b$

Atomic units

$$\hbar = 1$$

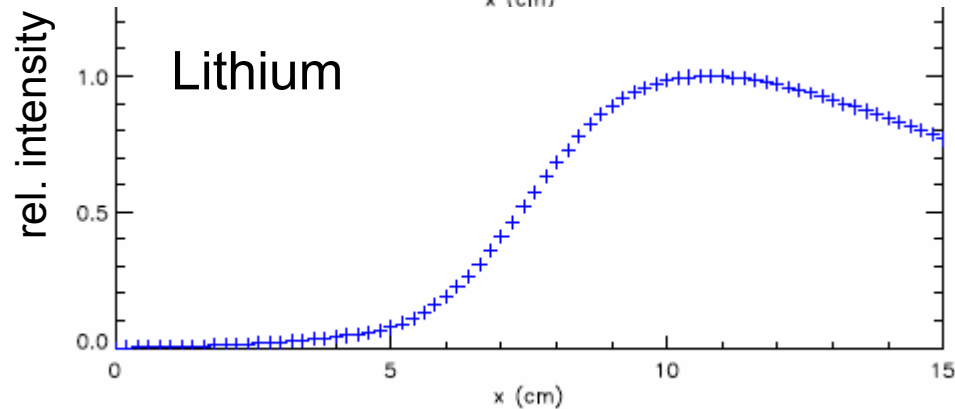
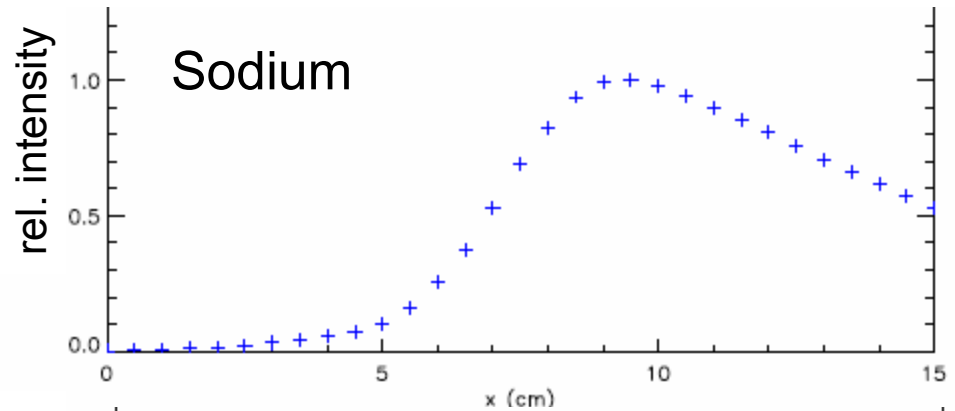
$$e = 1$$

$$m_e = 1$$

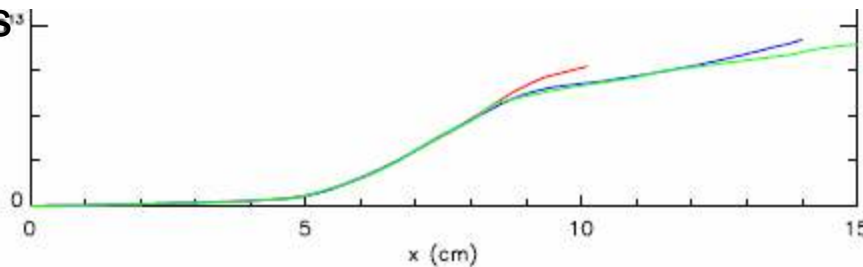




# Comparison Li, Na emission profiles, low $n_e$



$n_e$ , initial + reconstructed from Na, Li emission profiles



beam axis (cm)