



TRILATERAL
EUREGIO CLUSTER



Simulation of Be light emission at PISCES B: tracking of metastable states in the 3D Monte-Carlo impurity transport code ERO

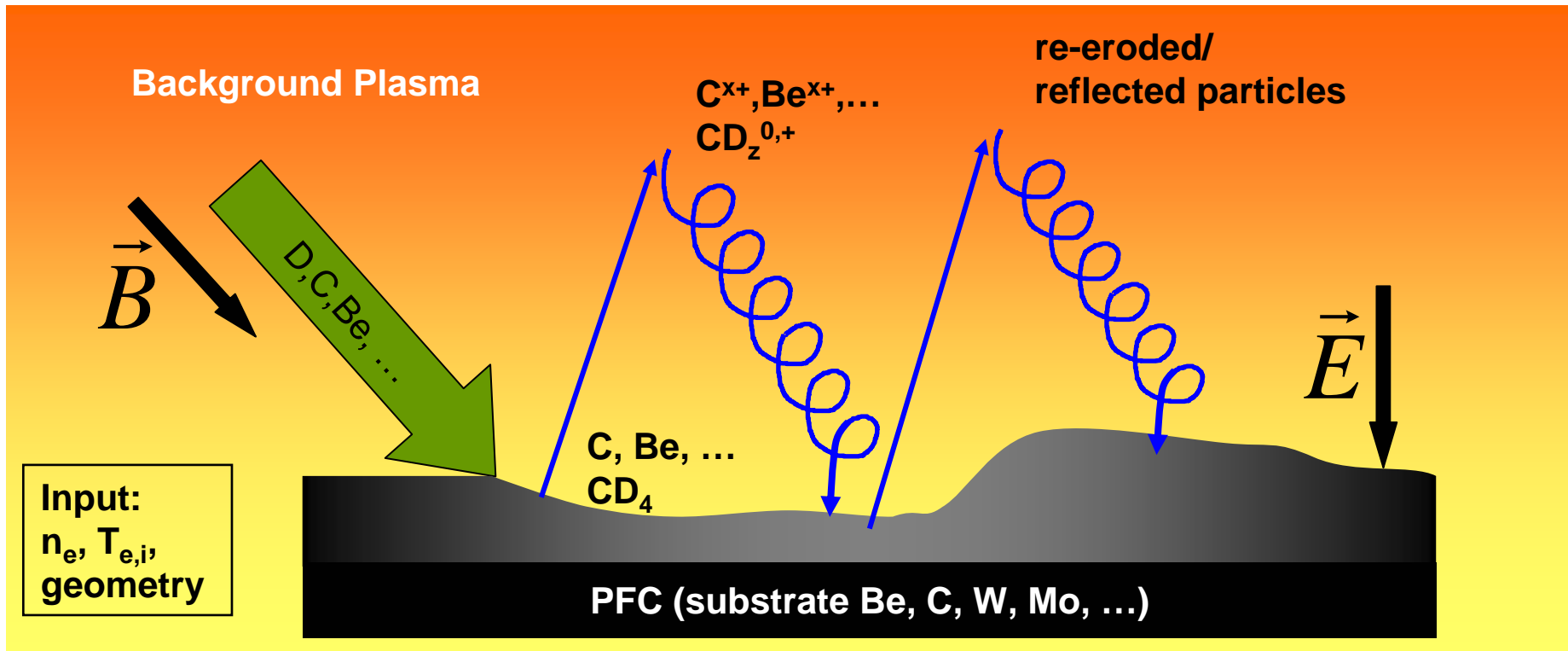
D.Borodin¹, A.Kirschner¹, D.Nishijima², R.Doerner², R.Ding¹, A.Galonska¹, V.Philipps¹,
I.Beigman³, L.Vainshtein³, A.Whiteford³, H.Summers³, M.O'Mullane³

*1 Institut für Energieforschung – Plasmaphysik, Forschungszentrum Jülich,
Association EURATOM-FZJ, Trilateral Euregio Cluster, D-52425 Jülich, Germany*

2 University of California at San Diego, La Jolla, CA 92093, USA

3 P.N.Lebedev Physical Institute RAS, 199991 Moscow, Leninski pr. 53

4 3University of Strathclyde, 16 Richmond Street, Glasgow G1 1XQ, Scotland, UK



Local transport:

- ✓ ionisation, dissociation
- ✓ friction (Fokker-Planck), thermal force
- ✓ Lorentz force (including $E \times B$ component)
- ✓ cross-field diffusion

Plasma-surface interaction:

- ✓ physical sputtering/reflection
- ✓ chemical erosion (CD_4)
- ✓ (re-)erosion and (re-)deposition
- ✓ HMM and TRIDYN surface models

Code development:

- PSI & transport
- material mixing
- castellated surfaces
- atomic data, ADAS

Benchmarking:

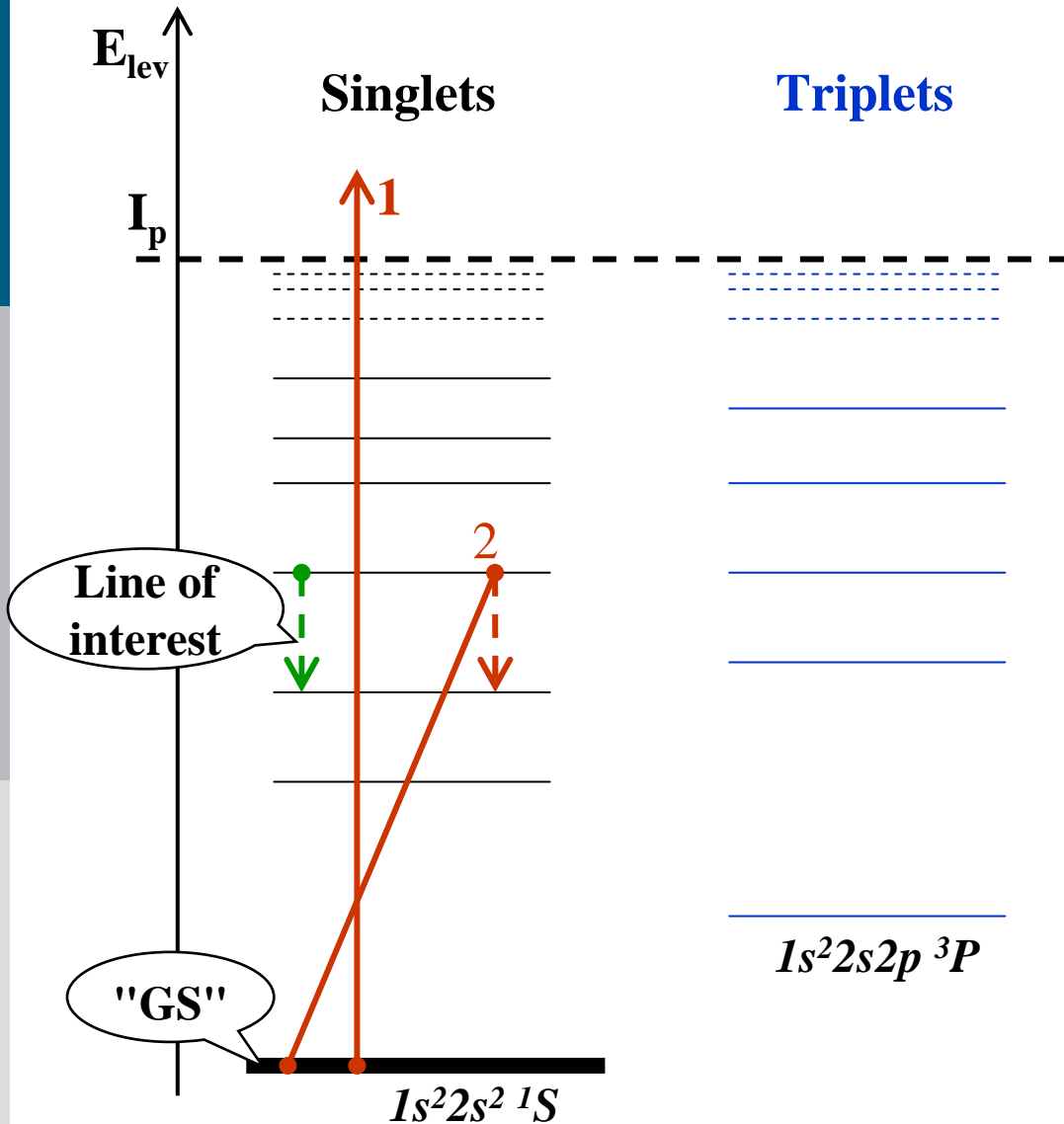
- PISCES-B (with beryllium)
- TEXTOR
- JET,
- AUG,
- ...

Estimations for ITER:

- tritium retention
- target & limiter lifetime
- impurities into plasma

Coupling with other codes:

- plasma parameters from:
e.g. B2-Eirene, Edge-2D
- surface mixing: TriDyn, MolDyn

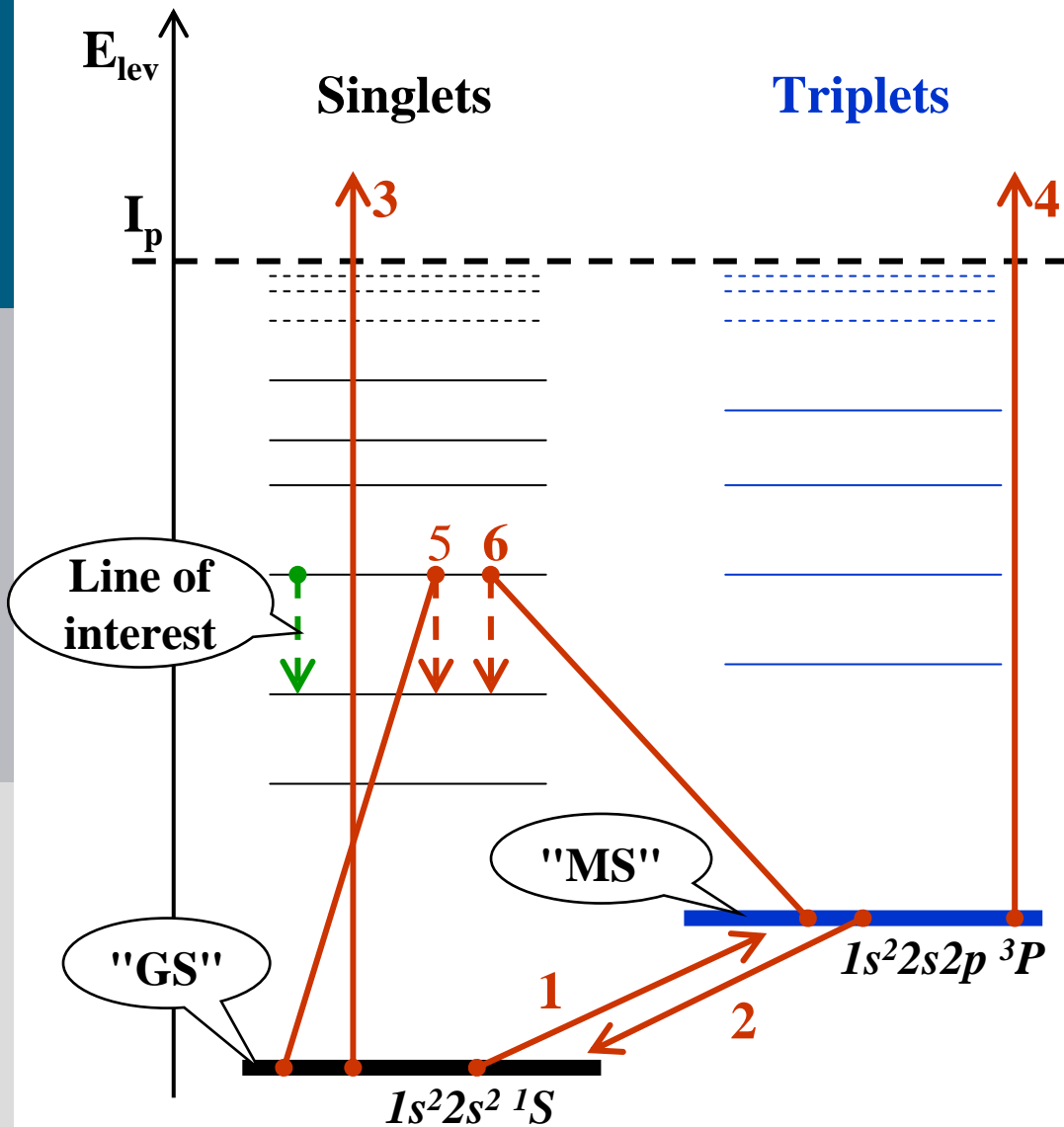


Effective rates:

- 1) $\langle I_z G \rangle$ - ionization from "GS"
- 2) $\langle I G \rangle$ - line intensity, assuming full population of "GS"

One effective PEC (photon efficiency coefficient) for each line + effective ionization

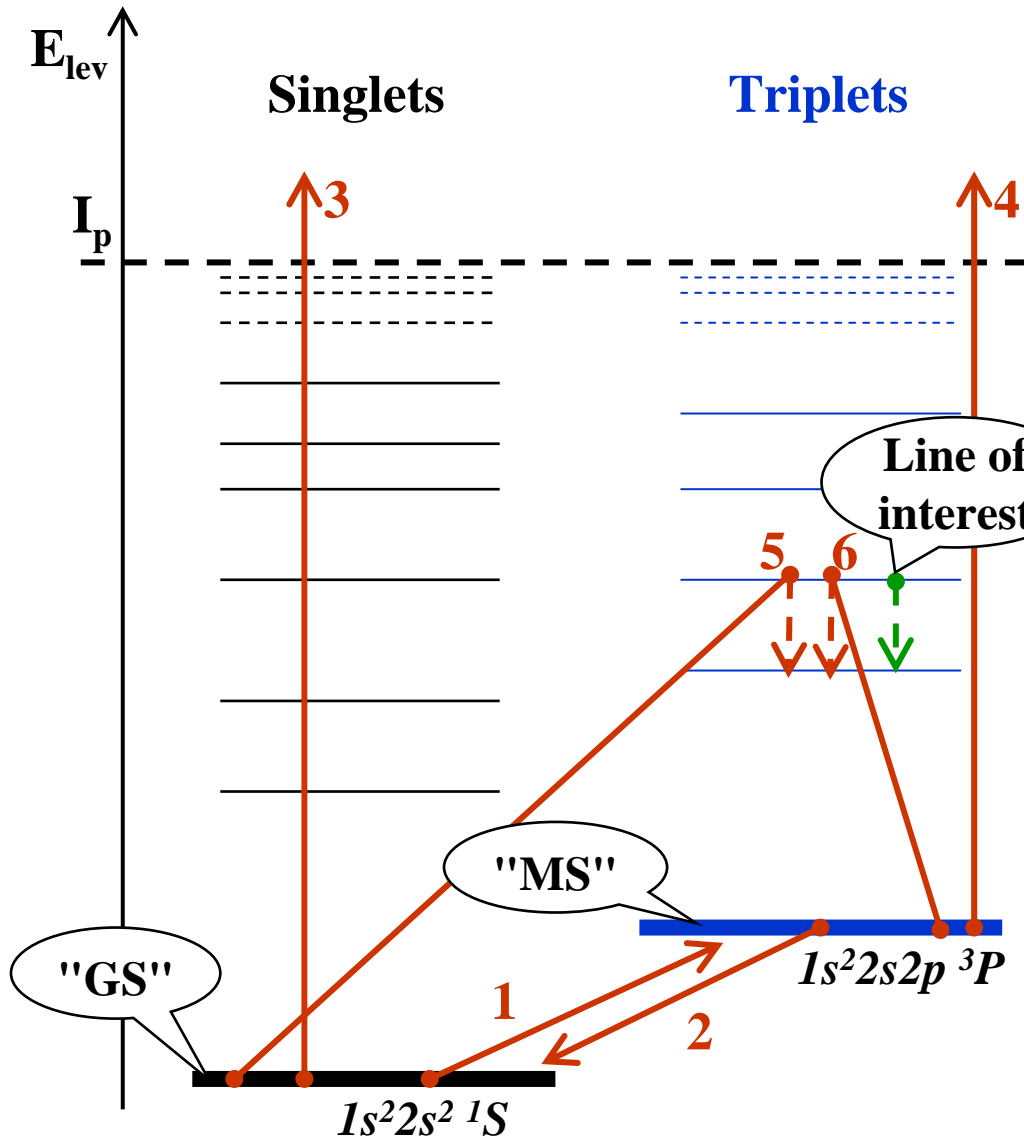
Effective rates represent all possible transitions including cascades, however not the 'slow' evolution of level populations.



Effective rates:

- 1) **<ExGM>** - excitation from "GS" to "MS"
- 2) **<ExMG>** - deexcitation from "MS" to "GS"
- 3) **<IzG>** - ionization from "GS"
- 4) **<IzM>** - ionization from "MS"
- 5) **<IG>** - line intensity, contribution from "GS"
- 6) **<IM>** - line intensity, contribution from "MS"

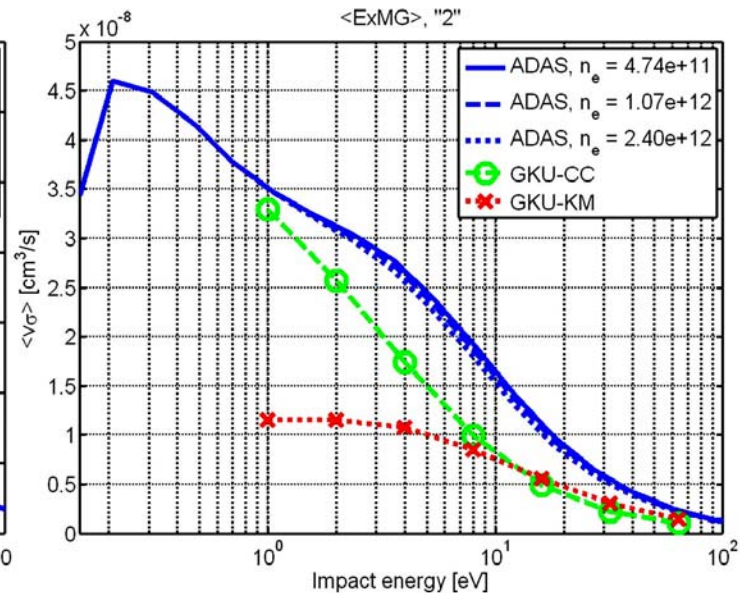
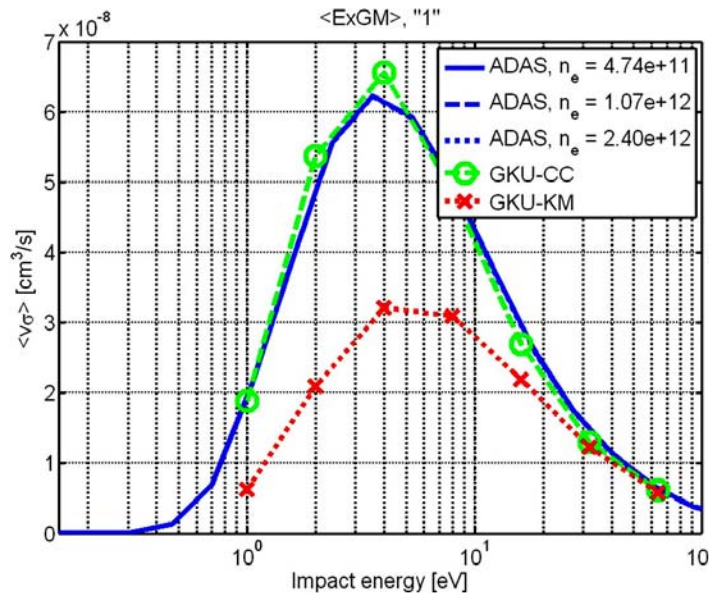
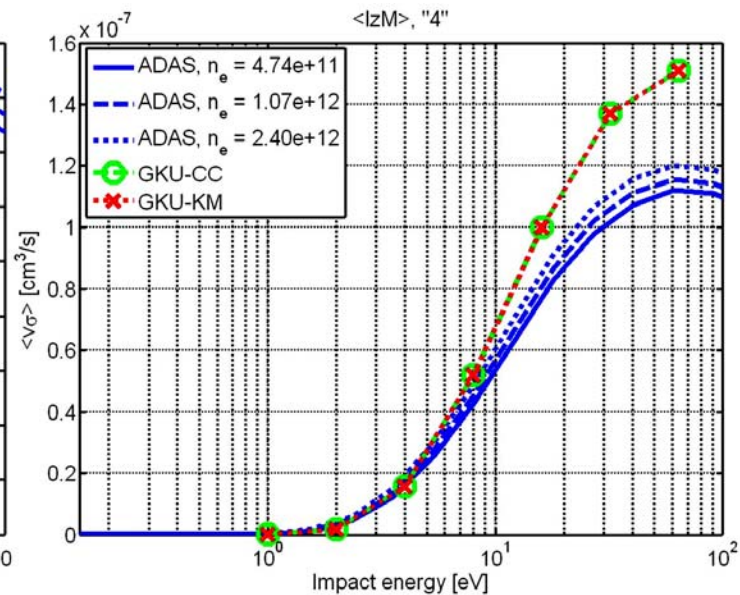
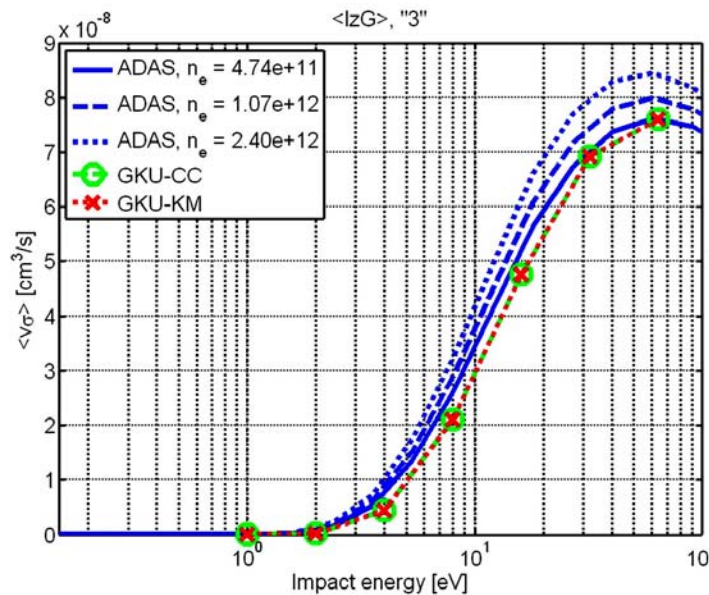
5, 6 are individual for every line of interest!



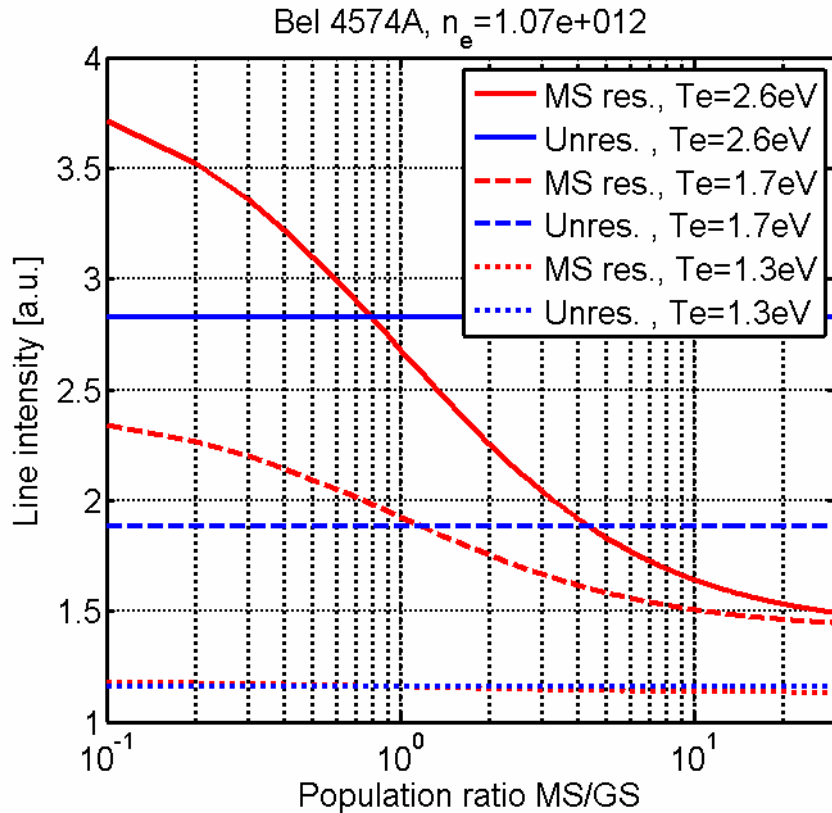
Effective rates:

- 1) **<ExGM>** - excitation from "GS" to "MS"
- 2) **<ExMG>** - deexcitation from "MS" to "GS"
- 3) **<IzG>** - ionization from "GS"
- 4) **<IzM>** - ionization from "MS"
- 5) **<IG>** - line intensity, contribution from "GS"
- 6) **<IM>** - line intensity, contribution from "MS"

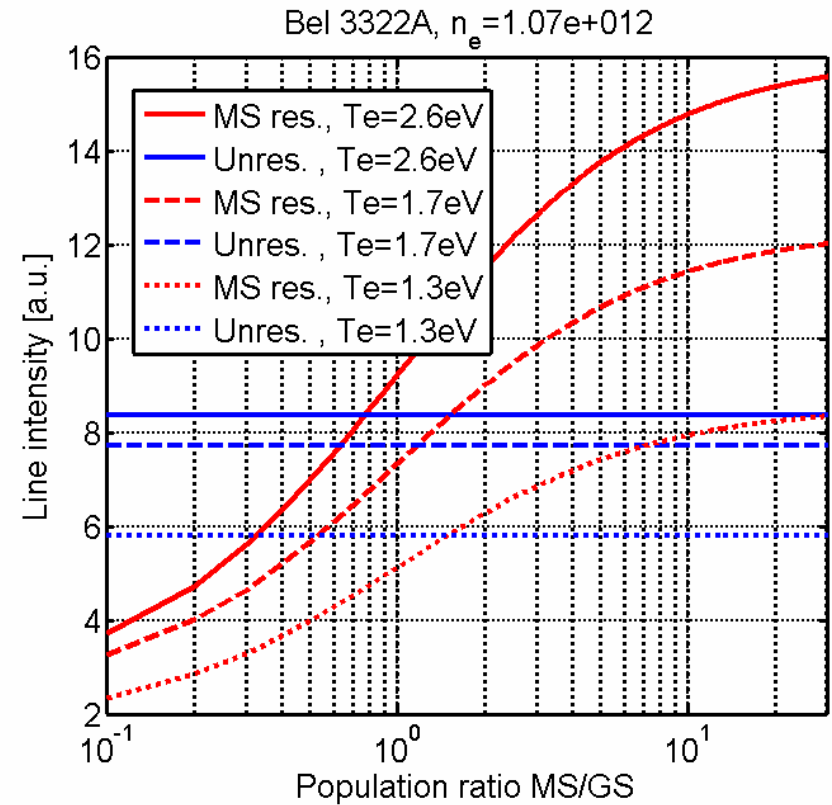
5, 6 are individual for every line of interest!



Singlet

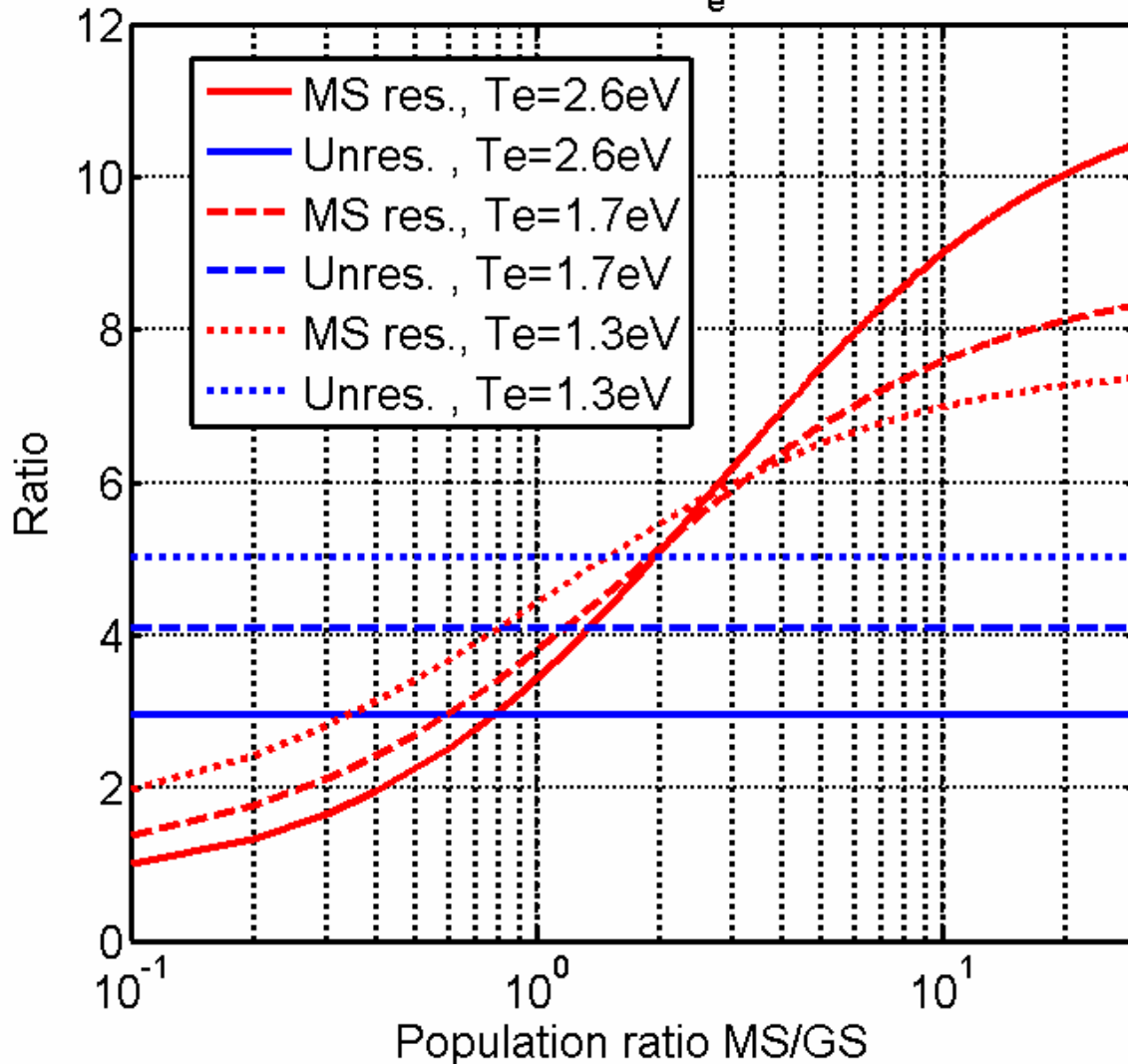


Triplet



$$I \sim N_{GS} \cdot \underbrace{\langle v\sigma \rangle_{GS}(n_e, T_e)}_{\text{Large for singlets}} \cdot n_e + N_{MS} \cdot \underbrace{\langle v\sigma \rangle_{MS}(n_e, T_e)}_{\text{Large for triplets}} \cdot n_e$$

$I(3322A)/I(4574A), n_e = 1.07e+012$



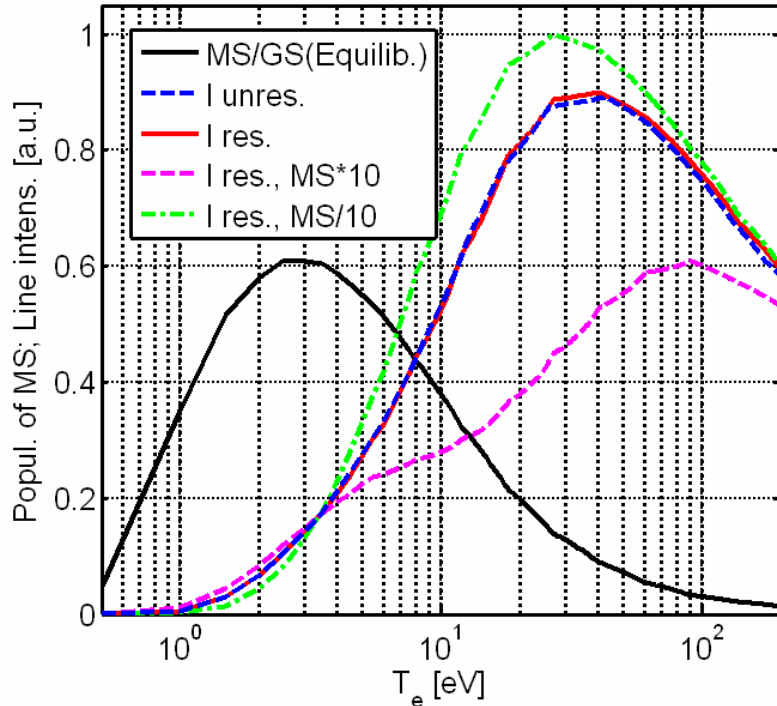
Uncertainty within a factor of about 9 (statistical weight ratio of MS/GS)

MS population can be influenced by

- Physical sputtering***
- Be-D molecules formation/decay***

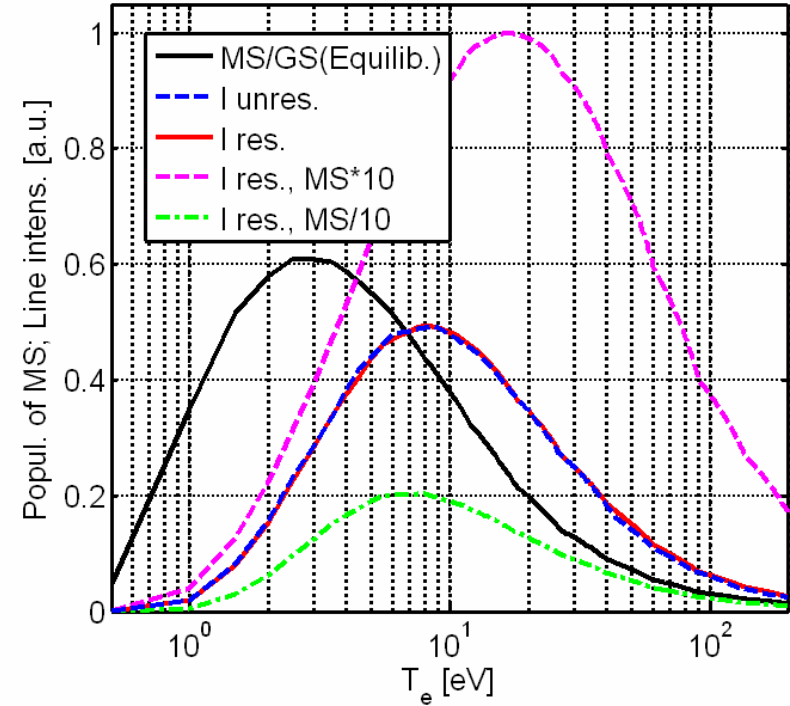
Singlet

ADAS, Bel 4574A, $n_e = 1.00e+012$



Triplet

ADAS, Bel 3322A, $n_e = 1.00e+012$



$$\left\{ \begin{array}{l} \underbrace{0}_{\text{stationary approach}} \equiv \frac{dN_{GS}}{dt} = -\langle ExGM \rangle N_{GS} - \langle IzG \rangle N_{GS} + \langle ExMG \rangle N_{MS} \\ \\ dN_{GS} + N_{MS} = 1 \end{array} \right. \Rightarrow \frac{N_{MS}}{N_{GS}} = \frac{\langle ExMG \rangle}{\langle ExGM \rangle + \langle IzG \rangle}$$

$$\begin{cases} \frac{dN_{GS}}{dt} = -\langle ExGM \rangle N_{GS} - \langle IzG \rangle N_{GS} + \langle ExMG \rangle N_{MS} \\ \frac{dN_{MS}}{dt} = -\langle ExMG \rangle N_{MS} - \langle IzM \rangle N_{MS} + \langle ExGM \rangle N_{GS} \end{cases}$$

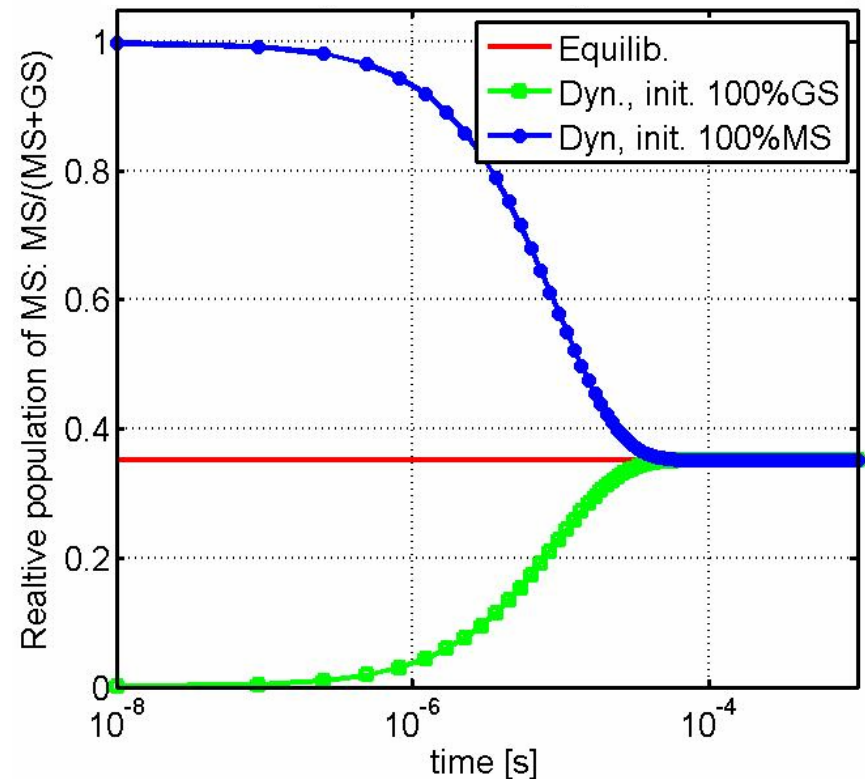
Analytical solution

($C_{1i}, C_{2i}, \lambda_p, \lambda_m$ determined by rates):

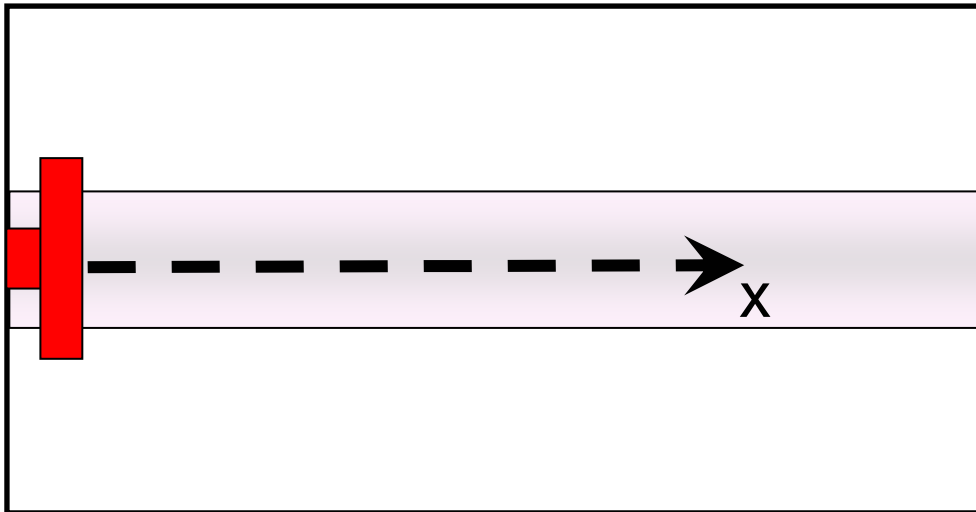
$$dN_i(t) = C_{1i} \exp(-\lambda_p t) + C_{2i} \exp(-\lambda_m t)$$

**Relaxation time between MS and GS
is 10^{-5} - 10^{-4} s**

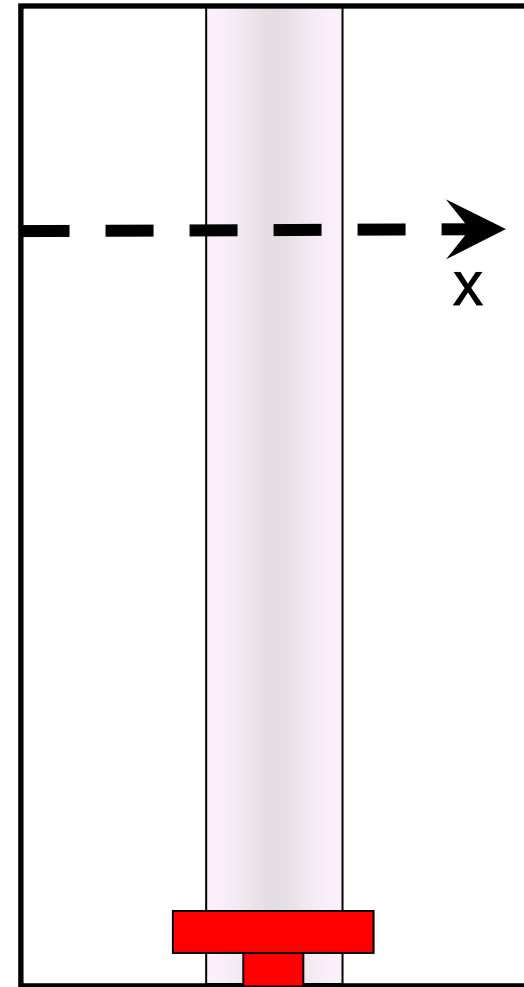
ADAS; $T_e=1\text{eV}, n_e=2 \cdot 10^{12}\text{cm}^{-3}$



Be sputtering from target



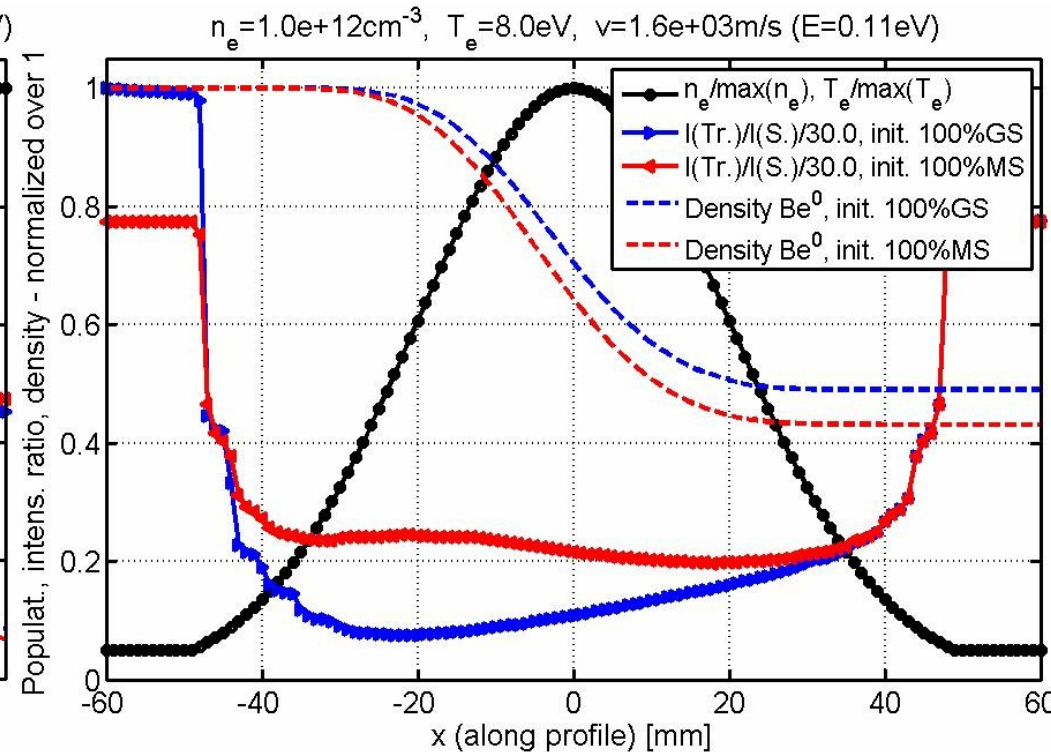
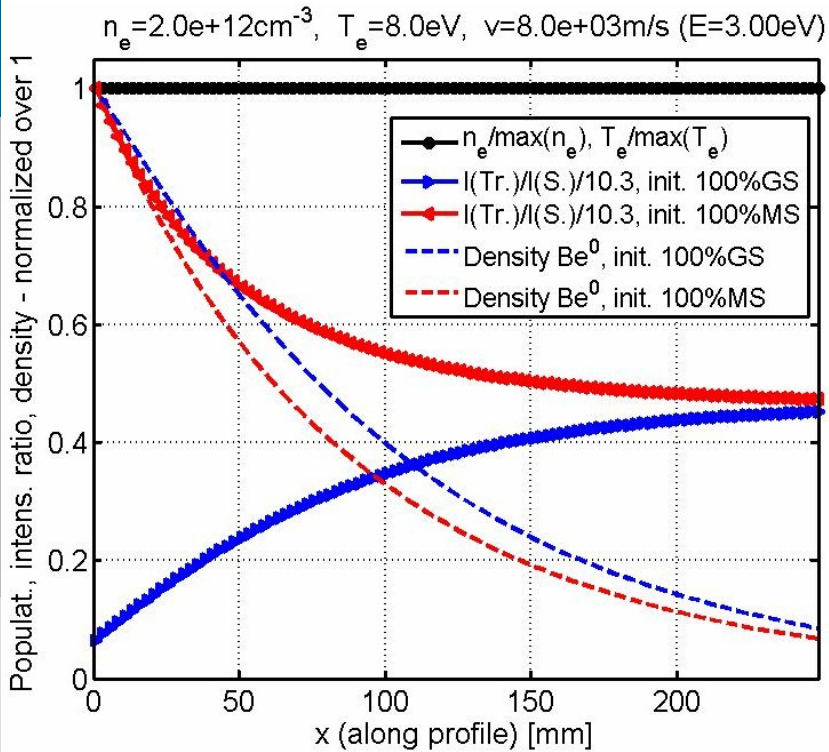
Be injection cross plasma



A narrow monoenergetic beam of Be^0 , coming through plasma.

Relevant for sputtering from Be target . . .

Relevant for seeding from Be oven . . .



Initial MS population and plasma parameters gradient strongly affect:

- 1) Triplet/singlet line intensity ratio (4573Å and 3322Å)**
- 2) Be^0 density (MS population affects ionization)**

- Recently the tracking of **metastable state** in BeI was **provided** for the 3D MC **ERO** impurity transport code.
- This **effect** was shown to be **of importance** for simulation of Be **light emission** and **transport** e.g. in **PISCES-B** linear divertor simulator.
- The improved model should be further **tested** by comparison with **dedicated** spectroscopic **experiments** at PISCES-B.
- Influence of **physical sputtering** on initial **MS population** should be studied.
- In future **MS-tracking** should be **included** in simulations of Be experiments at JET, JULE-PSI and for **ITER predictions**.
- **MS tracking** for **other species**, for which it is of importance, should be provided.



End